



ISSN (PRINT) : 2320 -1967  
ISSN (ONLINE) : 2320 -1975



## ORIGINAL ARTICLE

*CHEMXPRESS 8(1), 42-47, (2015)*

# Effect of gas holdup enhancement using aqueous solutions of electrolyte in taper bubble column

Sumit Kumar Jana<sup>2\*</sup>, Sudip Kumar Das<sup>1</sup>

<sup>1</sup>Department of Chemical Engineering University of Calcutta 92, A.P.C.Road, Kolkata – 700 009, (INDIA)

<sup>2</sup>Department of Chemical Engineering and Technology Birla Institute of Technology, Mesra-835215, Ranchi, (INDIA)

**Abstract :** Experimental studies on gas holdup in tapered bubble column using electrolyte solutions have been reported. The effects of different operating variables such as liquid flow rate, bed height and concentration of electrolyte, etc. on the gas holdup were investigated. In our work distilled water and NaCl solution were taken as continuous phase

and bubbling air as discontinuous phase and flow was almost entirely heterogeneous. The hydrodynamic effects were investigated.

© Global Scientific Inc.

**Keywords :** Gas holdup; Newtonian liquid; Electrolyte; Tapered bubble column.

## INTRODUCTION

A Bubble column is a device in which a gas phase is bubbled through a column of liquid to promote a chemical or biochemical reaction in the presence or absence of a catalyst suspended in the liquid phase. Gas-liquid bubble columns are becoming popular and are widely used in industry as absorbers, strippers, reactors and fermenters due to the absence of any moving parts, simple construction, good mixing and mass transfer capacity, temperature control, minimum maintenance, and low capital cost. Bubble coalescence, high pressure drop, considerable back mixing in both phases, short residence time of gas and complex hydrodynamics flow patterns are the main disadvantages of a

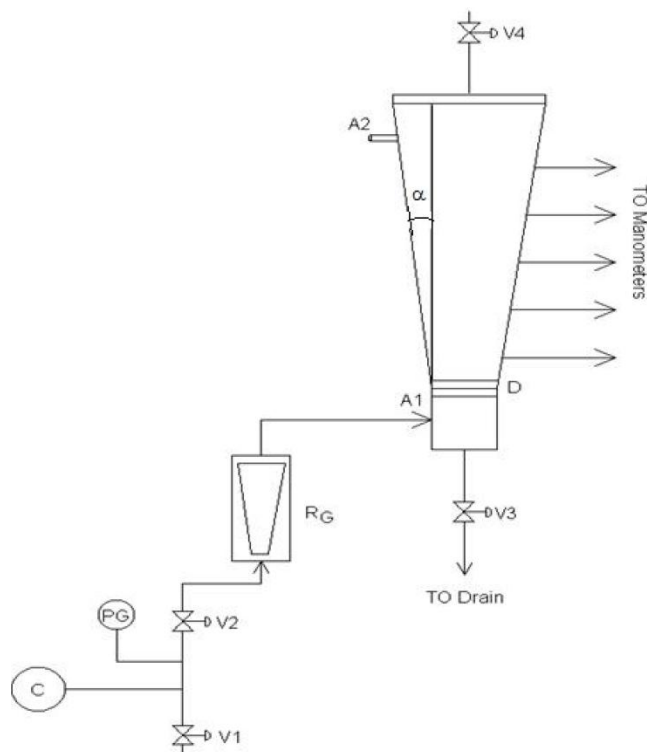
bubble column. The bubble coalescence is one of the major disadvantages in the operation of bubble column. To get rid of this problem electrolyte can be used. Inorganic electrolytes are commonly known to reduce the degree of bubble coalescence and consequently the interfacial area increases. The salts are found to inhibit bubble coalescence by retarding the thinning of the intervening liquid film between bubble pairs. Marrucci et al.<sup>[1]</sup> analyzed this phenomenon by considering a constant volume element of the liquid film during the thinning process. The surface area of the element is increased during the thinning process. The higher salt concentration produces an increase in the surface tension of the film and hence a force develops opposite to the direction of flow at the gas-liquid bound-

ary. This results in a significant increase in the thinning time of the liquid film during coalescence. Lee and Meyrick<sup>[2]</sup> measured the gas holdup and gas-liquid interfacial areas for dispersions of air in electrolyte solutions. Prince and Blanch<sup>[3]</sup> obtained expressions to calculate transition electrolyte concentrations for bubble coalescence. Thorat et al.<sup>[4]</sup> reported air-aqueous solution of electrolyte relatively less coalescing system.

The availability of literature using electrolyte are meager<sup>[2,4-10]</sup>. Literature review suggested that electrolyte can be grouped into two categories according to their function or affect the bubble coalescence insolutions. In first group the suppress bubble coalescence is moderate (NaCl and  $MgSO_4 \cdot 7H_2O$ ) and second group suppress bubble coalescence is very strong ( $Na_2SO_4$  and  $CaCl_2 \cdot 2H_2O$ )<sup>[8]</sup>. Syeda and Reza<sup>[10]</sup> reported that the addition of electrolyte changes the surface tension of the solution which is responsible for the enhancement of the gas holdup. Nguyen et al.<sup>[11]</sup> concluded that transition salt concentration for bubble coalescence and gas holdup depend not only on the salt properties, i.e., ion type and their combination, but also on the hydrodynamic conditions. The advantage of the tapered bubble column lies in the fact that the residence time of the bubble can be increased in comparison to the cylindrical or rectangular column, the flow is always developing in nature and bubbles coalesce to form bigger bubbles, structure of the bigger bubbles change continuously from circular to flat and rupture of the big bubbles to small bubbles<sup>[12]</sup>. Effects of electrolyte on the taper bubble column are not reported in literature. Hence the present experimental investigation reports the effects of bulk liquid property, gas flow rate, stagnant liquid height and electrolyte of different strength on gas holdup in tapered bubble column.

## EXPERIMENTAL DETAILS

A schematic diagram of the experimental setup has been shown in Figure 1. It consists of tapered bubble column, manometers for pressure measurement, distributor (D) to distribute the air, compressor(C), pressure gauge (PG), rotameter ( $R_G$ )



**Figure 1 : Schematic diagram of experimental setup; A1: Air inlet; A2: Air outlet; Manometers; D: Distributor; C: Compressor; PG: pressure Gauge;  $R_G$ : Rotameter for gas; V1-V4: Control valves.**

for flow measures and other accessories.

The tapered bubble column were made of thick perspex and square shaped. A perforated plate made of perspex of different hole diameter were used for air distribution and connected with the column by means of flanges. Air inlet would be provided at the bottom by means of nozzles of 4mm diameter and then distributed through the perforated plate and would enter into the column. Column was fitted to vertically by means of clamps to avoid any vibration. Detailed dimension of the column are shown in TABLE 1. The desired amount of NaCl was dissolved in distilled water. Four different NaCl concentrations, 0.05 - 0.4(M) NaCl were used for the experiment. The physical properties of the liquid are shown in TABLE 2. The liquid height used for the experiments were 1.12 m, 1.17 m and 1.22 m. The air at a pressure 1 kg/cm<sup>2</sup> gauge was introduced into the column, and under steady state condition, the height of liquid column was noted. Flow pattern was observed visually and it was homogeneous and heterogeneous according to the increasing air flow rate. Surface tension of water and

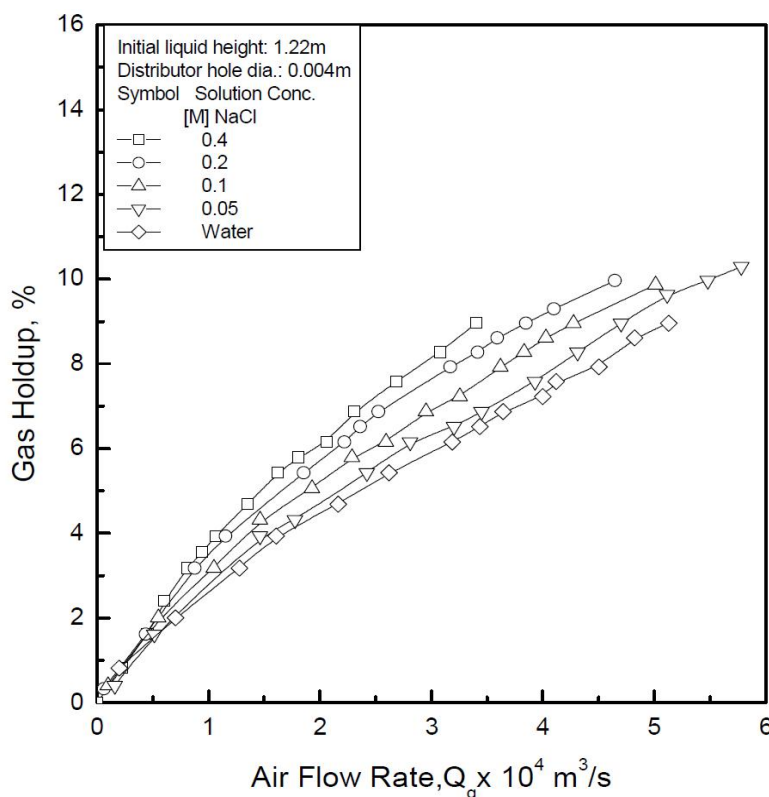
# ORIGINAL ARTICLE

**TABLE 1 : Detailed dimension of tapered bubble column**

Characteristic parameters	Taper bubble column
Thickness of Perspex sheet, m	0.0127
Height of column, m	1.83
Top plate area, m <sup>2</sup>	0.1016×0.1016
Bottom plate area, m <sup>2</sup>	0.0508×0.0508
Hole diameter of the air inlet and outlet, m	0.0127
Hole diameter of sieve plates used, m	0.004
Hole number of sieve plate	50
Taper angle, deg	0.86

**TABLE 2 : Physical properties of water and NaCl solution of different concentration**

Properties	Water	0.05(M)NaCl	0.1(M)NaCl	0.2(M)NaCl	0.4(M)NaCl
Density(Kg/m <sup>3</sup> )	995.67	998.60	1001.52	1007.37	1019.07
Viscosity (Kg/m s)	8.007 X 10 <sup>-4</sup>	7.981X 10 <sup>-4</sup>	7.821X 10 <sup>-4</sup>	7.791X 10 <sup>-4</sup>	7.602X 10 <sup>-4</sup>
Surface Tension(N/m)	7.118X10 <sup>-2</sup>	7.408X10 <sup>-2</sup>	7.573X10 <sup>-2</sup>	7.922X10 <sup>-2</sup>	8.348X10 <sup>-2</sup>


**Figure 2 : Variation of gas holdup with gas flow rate at different electrolyte solution concentration**

solutions are measured with DuNouy tensiometer. The experiments were repeated a number of times to ensure the reproducibility of the data. The temperature was maintained at atmospheric temperature  $30 \pm 2^\circ\text{C}$ . The overall value of gas hold up ratio was determined from this equation.

$$\varepsilon_g = \frac{V - V_o}{V} \quad (1)$$

Where  $V$  and  $V_o$  are volume of liquid in column with and without gas flow. The liquid volume in the tapered bubble column with respect to the height was calibrated before the experiment for each liquid used in the studies.

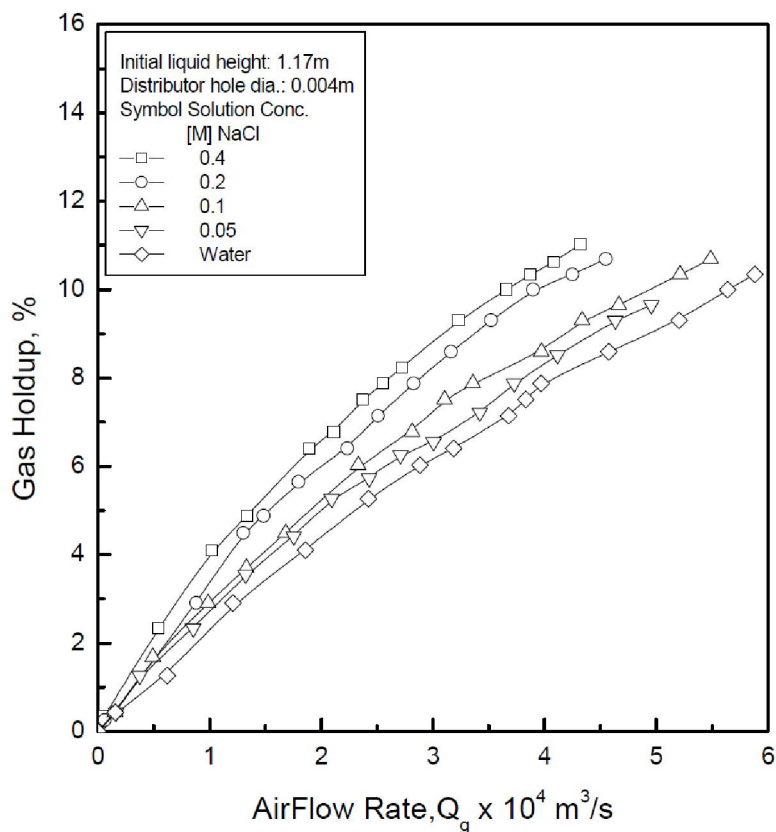


Figure 3 : Variation of gas holdup with gas flow rate at different electrolyte solution concentration

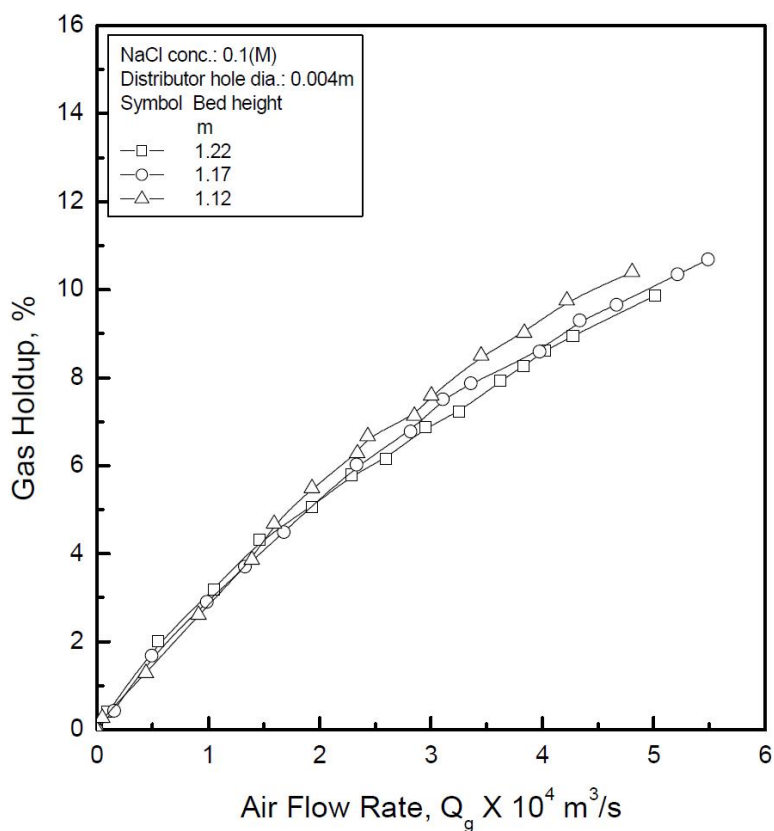


Figure 4 : Variation of gas holdup with gas flow rate at different clear liquid height

# ORIGINAL ARTICLE

## RESULTS AND DISCUSSION

### Variation of holdup with gas flow rate at different NaCl concentrations

Figures 2-3 show that the variation of gas holdup with superficial air flow rate at constant bed height 1.17 m for water and four different 0.05 - 0.4(M) NaCl concentrations. It is clear that gas holdup increases with increasing air flow rate and NaCl concentrations. It is least in case of water. This is due to gas holdup in bubbling regime is strongly related to the coalescence tendency of bubbles in the respective gas-liquid system. As, inorganic salt dissolved in water should have a strong effect in reducing the size of bubbles. The action of the electrolyte is thus to prevent large bubble being reformed by inhibiting coalescence, the net effect being reduction of mean bubble size. Hence, the suppression of bubble coalescence leads to gas hold-up enhancement.

### Variation of holdup with gas flow rate at different constant bed height

Figure 4 shows the variation of gas holdup with gas flow rate at different constant bed height for 0.1(M) NaCl solutions in the column. It is clear from the figure that the gas holdup increases with increasing gas flow rate at different constant bed height. As bed height increases the gas holdup decreases with increasing gas flow rate. Increase of the liquid height in the column, possibility of more coalescence and to form bigger size bubbles which rise quickly through the liquid by buoyancy force<sup>[12-15]</sup>. Hence, gas holdup decreases.

## CONCLUSIONS

The experimental data of the effect of NaCl solutions on the gas holdup in tapered bubble column has been reported. The concentration was varied in the range of 0 - 0.4(M) NaCl solutions. The addition of electrolyte in water was found to cause enhancement in gas holdup. This is due to the enhancement of surface tension which affects the bubble coalescence character in the column.

## Nomenclature

$Q_{\text{eg}}$	gas flow rate, m <sup>3</sup> /s
Greek letters	
$\varepsilon_{\text{eg}}$	gas hold-up, dimensionless
$\alpha$	taper angle (deg.)
Subscripts	
g	gas

## REFERENCES

- [1] G.Marrucci, L.Nicodemo; Coalescence of gas bubbles in aqueous solution of inorganic electrolytes, *Chem. Engg. Sci.*, **22**, 1257-1265 (1967).
- [2] J.C.Lee, D.L.Meyrick; Gas liquid interfacial areas in salt solutions in an agitated tank, *Trans.Inst.Chem.Eng.*, **48**, T37-45 (1970).
- [3] M.J.Prince, H.W.Blanch; Transition electrolyte concentration for bubble coalescence, *AIChE J.*, **36**(9), 1425-1429 (1990).
- [4] B.N.Thorat, A.V.Shevade, K.N.Bhilegaonkar, R.H.Aglawe, Parasu U.Veera, S.S.Thakre, A.B.Pandit, S.B.Sawant, J.B.Joshi; Effect of sparger design and height to diameter ratio on fractional gas hold-up in bubble columns, *Trans IChemE*, **76**, 823-834 (1998).
- [5] H.Hikita, S.Asai, S.Tanigawa, K.Segawa, M.Kitao; Gas holdup in bubble column, *Chem.Eng.J.*, **20**, 59-67 (1980).
- [6] M.Jamialahmadi, H.M.Müller-Steinhagen; Effect of alcohol, Organic acid and potassium chloride concentration on bubble size, bubble rise velocity and gas hold-up in bubble columns, *Chem.Eng.J.*, **50**, 47-56 (1991).
- [7] J.Zahradnik, M.Fialova, F.Kastanek, K.D.Green, N.H.Thomas; The effect of electrolytes on bubble coalescence and gas hold-up in bubble column reactors, *Chem.Eng.Res.Des.*, **73**, 341-346 (1995).
- [8] Jr.C.P.Ribeiro, D.Mewes; The influence of electrolytes on gas hold-up and regime transition in bubble columns, *Chem.Eng.Sci.*, **62**, 4501-4509 (2007).
- [9] S.Orvalho, M.C.Ruzicka, J.Drahos; Bubble column with electrolytes: gas holdup and flow regimes, *Ind.Eng.Chem.Res.*, **48**(17), 8237-8243 (2009).
- [10] S.R.Syeda, M.J.Reza; Effect of surface tension gradient on gas hold-up enhancement in aqueous solutions of electrolytes, *Chem.Eng.Res.Des.*, **89**, 2552-2559 (2011).
- [11] P.T.Nguyen, M.A.Hampton, A.V.Nguyen,

- G.R.Birkett; The influence of gas velocity, Salt type and concentration on transition concentration for bubble coalescence inhibition and gas holdup, Chem.Eng.Res.Des., **90**, 33-39 (2012).
- [12] S.K.Jana, A.B.Biswas, S.K.Das; Gas holdup in tapered bubble column using pseudoplastic non-Newtonian liquids, Korean J.Chem.Eng., **31(4)**, 574-581 (2014).
- [13] J.Voigt, K.Schugerl; Absorption of oxygen in countercurrent multistage bubble column-I Aqueous solutions with low viscosity, Chem.Eng.Sci., **34**, 1221-1229 (1979).
- [14] Von Baten, J.M.and R.Krishna; CFD simulation of bubble column operating in the homogeneous and heterogeneous flow regimes, Chem.Eng.Technol., **25**,1081-1086 (2002).
- [15] H.B.Wallis; One Dimensional Two Phase Flow, McGraw Hill, New York, (1969).