



Trade Science Inc.

ISSN : 0974-7419

Volume 11 Issue 1

Analytical CHEMISTRY

An Indian Journal

Full Paper

ACAIJ, 11(1) 2012 [23-28]

Development and validation of headspace method for determination of residual solvents in diphenoxylate hydrochloride bulk drug

R.S.Lokhande¹, P.U.Singare^{*2}, P.V.Jadhav¹

¹Department of Chemistry, University of Mumbai, Vidyanagari, Santacruz, Mumbai-400 098 (INDIA)

²Department of Chemistry, Bhavan's College, Andheri, Mumbai-400058 (INDIA)

E-mail : pravinsingare@vsnl.net

Received: 8th August, 2011 ; Accepted: 8th September, 2011

ABSTRACT

Organic volatile impurities by Headspace GC method was developed and validated for Diphenoxylate hydrochloride bulk drug for its seven residual solvents. Analysis was performed on Perkin Elmer HS 40 system with auto injector. Carrier gas Helium was used with constant flow rate of 2.5mL/min as carrier gas and the separation of residual solvents were achieved on DB-5 column. The thermostat temperature was 125 °C for 20 minute for each vial and after the equilibration the vials were pressurized and injected on GC column. FID detector was used for detection. The parameter for which the method was validated included specificity, limit of detection and quantification, linearity, precision, accuracy and robustness. The method was successfully used to quantify the levels of specified limit for residual solvents in Diphenoxylate hydrochloride bulk drug.

© 2011 Trade Science Inc. - INDIA

KEYWORDS

Diphenoxylate hydrochloride;
Headspace GC.

INTRODUCTION

Diphenoxylate hydrochloride is a drug, official^[1] in Pharm Eur. The residual solvent have no therapeutic benefits but may be hazardous to human health and to the environment. One must ensure that they are either not present in the product or are present only below acceptable levels^[2,3]. Literature^[4-7] reveals development of several Headspace GC methods for determination of organic volatile impurities in pharmaceuticals drug. The quality control^[8] in residual solvent analysis was also discussed which gave idea; there should be separate method for estimation residual solvent with specified limit for drug. Some of the methods^[9-13] for estimation of residual solvent was discussed

for drugs. In this contest the present work reports a development and validation of Headspace GC Method for separation and estimation of organic volatile impurities in Diphenoxylate hydrochloride bulk drug. Residual solvents used in the synthesis of Diphenoxylate hydrochloride are Methanol, Ethanol, Acetone, Dichloromethane, Toluene and Dimethyl formamide.

The benzene is not used in the actual manufacture process the content of Benzene is controlled as there is use of solvent like Acetone, Isopropanol and Toluene. Contamination of benzene is possible if it is not controlled at the released of solvent like Acetone, Isopropanol and Toluene as the benzene is present in solvent as the impurity.

Full Paper

TABLE 1 : Residual solvents in Diphenoxylate hydrochloride

Sr.No.	Residual solvent	Limit	Limit as per ICH	Class
1.	Methanol	Max100ppm	3000 ppm	3
2.	Ethanol	Max100ppm	5000 ppm	3
3.	Acetone	Max200ppm	5000 ppm	3
4.	Dichloromethane	Max200ppm	600 ppm	2
5.	Benzene	Max 2 ppm	2 ppm	1
6.	Toluene	Max100ppm	890 ppm	2
7.	Dimethylformamide	Max400ppm	880 ppm	2

EXPERIMENTAL

Reagents

Diphenoxylate hydrochloride bulk drug sample was obtained from RPG Life Sciences LTD with certificate of analysis. Methanol, Ethanol, Acetone, Dichloromethane, Benzene, Toluene, Dimethylformamide, Diethalene glycol and Benzyl alcohol used were Analytical grade reagents.

Preparation of standard solution

Mixture of requisite concentration for solvents was obtained by mixing appropriate aliquots of stock for the above seven solvents in dissolving solvent (DS). The DS was prepared by mixing Benzyl alcohol: Diethylene glycol in the ratio 1:3.

The working concentration of solvents in the solution is as follows:

- 1) 100µg/mL each of methanol, ethanol and toluene.
- 2) 200µg/mL of dichloromethane and acetone.
- 3) 400µg/mL of dimethyl formamide.
- 4) 2µg/mL of benzene.

1 mL of this solution was transferred into each of six HS vials. 1mL of DS was added to each vial. The vials were closed with PTFE silicon septa closure and secured the closure with an aluminium cap.

Test preparation

About 0.5g of the test sample was taken into each of the two HS vials. Add 2mL of DS to make a fine suspension. The vials were closed with PTFE silicon septa closure and secured the closure with an aluminium cap.

Blank preparation

2mL of DS was transferred into two HS vials. The

vials were closed with PTFE silicon septa closure and secured the closure with an aluminium cap.

Headspace GC Instrumentation

Perkin Elmer HS 40 with auto sampler, FID detector and Terbo-Chrom software. The residual solvent peaks were resolved on Megabore column with 2.65 micron film thickness, 0.53mm id and 30 mt length with stationary phase 5% phenyl polysiloxane (DB-5 J&W make suitable). The chromatographic conditions are listed below for the headspace analysis.

Operating conditions

Carrier gas flow	: 2.5mL/min.
Carrier gas	: Helium
Detector	: FID
Column temp.	: 50°C for 12 mins.
Programme rate-1	: 10°C/min.
Final temperature-1	: 90°C
Final time-1	: 0 min
Programme rate-2	: 40°C/min.
Final temperature-2	: 210°C
Final time-2	: 2 min.
Injector temperature	: 200°C
Detector temp.	: 250°C
Vial temp.	: 125°C for 20mins.
Head space needle temp.	: 135°C
Transfer temperature	: 135°C
G. C. cycle time	: 25 mins.
Pressurising time	: 1 min.
Injection time	: 0.05 min.
Withdrawal time	: 0.4 min.
Attenuation	: -4

Validation

Specificity

The individual and Mix solution in DS were pre-

TABLE 2 : Typical retention time of residual solvents in Diphenoxylate hydrochloride

Methanol	2.0 mins
Ethanol	2.4 mins
Acetone	2.7 mins.
Dichloromethane	3.3 mins.
Benzene	7.0 mins.
Toluene	14.1 mins.
Dimethyl formamide	14.5 mins.

Full Paper

Linearity of Dichloromethane

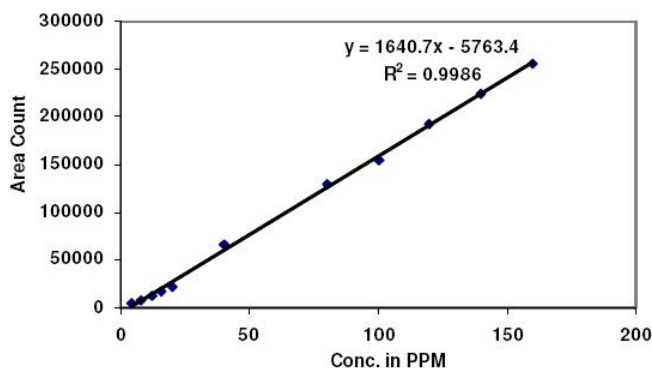


Figure 5 : Linearity of Dichloromethane

Linearity of Acetone

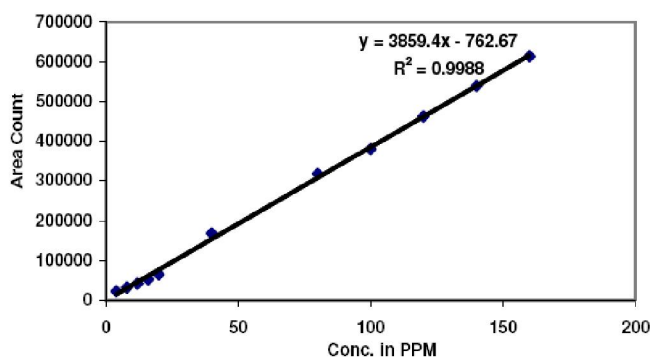


Figure 6 : Linearity of Acetone

Linearity of Toluene

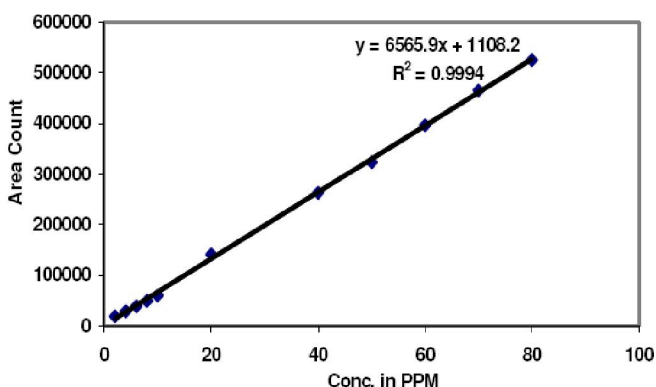


Figure 7 : Linearity of Toluene

Precision

a) System Precision

A standard solution of Methanol, Ethanol, Acetone, Dichloromethane, Benzene, Toluene and Dimethyl formamide of working concentration was prepared as described in the Methodology section and injected in six replicates into the chromatograph. The peak areas

Linearity of Dimethylformamide

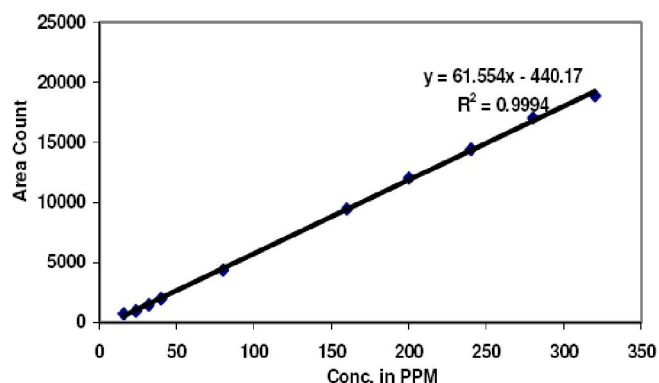


Figure 8 : Linearity of Dimethylformamide

were recorded for each solvent and the mean, standard deviation and relative standard deviation was calculated.

b) Repeatability

Diphenoxylate hydrochloride sample was weighed in six different HSS vials. Each of these samples was spiked with Methanol, Ethanol, Acetone, Dichloromethane, Benzene, Toluene and Dimethyl formamide so as to obtain six solutions at the concentration level of the 50% limit of Methanol, Ethanol, Acetone, Dichloromethane, Benzene, Toluene and Dimethyl formamide. Similar solutions were prepared at 100% and 160% level of working concentration. Each level was analyzed against a freshly prepared standard of methanol, ethanol, acetone, dichloromethane, benzene, toluene and dimethyl formamide. The mean, standard deviation and relative standard deviation of the results was calculated.

c) Intermediate Precision

The analysis detailed in Repeatability was repeated on a different day. The mean, standard deviation and relative standard deviation of the results was calculated.

Accuracy

Sample preparations were done same, as described under repeatability experiment.

Range

Range was defined once linearity, precision, and accuracy had been established.

Robustness

The head space analysis was carried out using the method outlined in the Methodology section and by

spiking the sample with methanol, ethanol, acetone, dichloromethane, benzene, toluene and dimethyl formamide at the working concentration level. The following alterations in the chromatographic conditions were carried out. Change in flow rate of carrier gas (2.5mL/min \pm 0.3mL/min)

The difference between the results obtained in accordance with the normal method and analysis by altered method was calculated and the system suitability test criteria were evaluated for each condition. The difference in the results of methanol, ethanol, acetone, dichloromethane, benzene, toluene and dimethyl formamide obtained by the normal method and those obtained by carrying out deliberate changes in the method were within $\pm 10\%$. The system suitability criteria were not affected by the deliberate changes made in the method.

Solution Stability

Standard and sample solution was prepared as described in the methodology. These solutions were analyzed against freshly prepared standard after keeping the sample solution at room temperature for 24 hours. The initial results were then compared with the results at 24 hours. The difference in the two observed values for standard preparation was within $\pm 5\%$.

RESULTS AND DISCUSSION

Specificity

There was no interference of dissolving solvent at the retention time of Methanol, Ethanol, Acetone, Dichloromethane, Benzene, Toluene and Dimethyl formamide. Methanol, Ethanol, Acetone, Dichloromethane, Benzene, Toluene, Dimethylformamide and DS peaks were well resolved from each other. Hence the method was found specific.

Linearity

Correlation Coefficient was more than 0.99 for each solvent and therefore the method is linear in the range of LOQ to 160% of the working concentration.

- 1) The Method is found linear in the range of 2ppm to 160ppm for Methanol.
- 2) The Method is found linear in the range of 8ppm to 640ppm for Ethanol.
- 3) The Method is found linear in the range of 4ppm to 320ppm for Acetone.
- 4) The Method is found linear in the range of 4ppm to 320ppm for Methanol.
- 5) The Method is found linear in the range of 0.08ppm to 3.2ppm for Benzene.
- 6) The Method is found linear in the range of 2ppm to 160ppm for Toluene.
- 7) The Method is found linear in the range of 16ppm to 640ppm for Dimethyl formamide.

Precision

a) System Precision

The relative standard deviation of the results for Precision experiment was less than 15.0% for all solvents.

b) Repeatability

The relative standard deviation of the results of test for repeatability experiment was less than 15.0% for all solvents.

c) Intermediate precision Experiment

The relative standard deviation of the results of system precision for intermediate precision experiment was less than 15.0% for all solvents. The relative standard deviation of the results for test of intermediate precision experiment was less than 15.0% for all solvents.

Accuracy

The individual recoveries at 50%, 100% and 160% level were within 70.0% to 130.0% for each solvent.

TABLE 3 : Experimental Calculated Detection Limit (DL) and Quantification Limit (QL) of various residual solvents

	Methanol	Ethanol	Acetone	DCM	Benzene	Toluene	DMF
Limit of Detection	0.67ppm	0.98ppm	1.06ppm	0.90ppm	0.02ppm	0.18ppm	5.23ppm
Limit of Quantitation (LOQ)	2.04ppm	2.96ppm	3.20ppm	2.27ppm	0.07ppm	0.53ppm	15.84ppm
Established LOQ	2ppm	8ppm	4ppm	4ppm	0.08ppm	2ppm	16ppm
% RSD at LOQ	12.23	1.38	2.13	2.47	9.64	3.67	11.38

Full Paper

The mean recovery was within 80.0% to 120.0% for all the solvent other than Acetone. The mean recovery was within 75.0% to 125.0% for Acetone.

Range

The Method Complies with parameters of Precision, Linearity and Accuracy in the defined range of limit of detection to 160% of working concentration of each solvent.

- 1) The range of the method was 2ppm to 160ppm for Methanol.
- 2) The range of the method was 8ppm to 640ppm for Ethanol.
- 3) The range of the method was 4ppm to 320ppm for Acetone.
- 4) The range of the method was 4ppm to 320ppm for Methanol.
- 5) The range of the method was 0.08ppm to 3.2ppm for Benzene.
- 6) The range of the method was 2ppm to 160ppm for Toluene.
- 7) The range of the method was 16ppm to 640ppm for Dimethyl formamide.

Robustness

There was no significant difference in the results for Methanol, Ethanol, Acetone, Dichloromethane, Benzene, Toluene and Dimethyl formamide obtained by the normal method and those obtained by carrying out deliberate changes in the method. Hence the method was found robust with respect to change in the flow rate for the carrier gas.

Solution Stability

The difference in the two observed values for standard preparation for initial analysis and the analysis after keeping for 24 hour at room temperature. There was no significant change in the results for test preparation after 24 hour. Hence the solution prepared for standard and test were stable for 24 hour.

CONCLUSION

The suggested method can be successfully used to estimate the residual solvent present in the Diphenoxylate hydrochloride bulk drug.

ACKNOWLEDGEMENT

Author is thankful to M/S RPG LIFE Sciences Limited for supplying gift samples of drugs to carry out this work.

REFERENCES

- [1] (a)European Pharmacopoeia, Third Edition Published accordance with convention on the Elaboration of European Pharmacopoeia (1997). (b) European Pharmacopoeia Supplement, 1999 p-14-18, 755-756. Section 5.4, European Pharmacopoeia, 4th Edition (2002).
- [2] USP 25-NF 20 (2002).
- [3] Anil M.Dwivedi; Drug Delivery Technology., 26(11), 42-46 (2002).
- [4] D.Duparque; Analysis., 19(90), M22 (1991).
- [5] Horst Hachenbeg, Konrad Beringer, Editors (Beutsche : Frank Furt/Main Germany), 102pp, (1999).
- [6] Costin C.Camarasu, Maria Mezei-Szuts, Gabor Bertok Vavga; J.Pharm.Biomed.Anal., 18(4,5), 623-638 (1998).
- [7] Kerstin Brinnkmann, Siegfried Ebel; Pharm.Ind., 61(4), 372-376 (1999).
- [8] Kuyarskaya, Berta Iosefzon; Accredited Qual.Assur., 4(6), 240-246 (1999).
- [9] Yumi Nagai; Shimadzu Hyoron., 59(1/2), 57-67 (2002).
- [10] Yiyao Gongye Zhongguo; Zazhi., 33(4), 186-187 (2002).
- [11] Jingfang Huang; Yun Xu; Yaowu Fenxi Zazhi., 23(2), 131-133 (2003).
- [12] Qin Guo, Lijun Zhang, Hongwen Dong, Zhongguo Yaoxue; Zazhi., 37(7), 537-539 (2002).
- [13] Jinglan Liu, Huan Wang; Fenxi Huaxue., 32(7), 961-963 (2004).