



Trade Science Inc.

Organic CHEMISTRY

An Indian Journal

Full Paper

OCAIJ, 7(3), 2011 [205-209]

Studies on alternate synthetic routes of Montelukast sodium, a heterocyclic compound of potent medicinal interest

I.V.Sunil Kumar^{1*}, G.S.R.Anjaneyulu¹, V.Hima Bindu²¹Research and Development Centre, Aptuit Laurus Private Limited, ICICI Knowledge Park, Turkapally, Shameerpet, Hyderabad-500078, Andhra Pradesh, (INDIA)²Institute of Science and Technology, JNTU, Hyderabad-500072, (INDIA)

E-mail : sunil.indukuri@aptuitlaurus.com

Received: 21st October, 2010 ; Accepted: 31st October, 2010

ABSTRACT

An alternate approach for the synthesis of leukotriene antagonist drug substance Montelukast sodium is discussed.

© 2011 Trade Science Inc. - INDIA

KEYWORDS

Montelukast sodium;
Anti-asthmatic;
Leukotriene;
Antagonist;
Alternate synthesis.

INTRODUCTION

Montelukast sodium is a selective leukotriene receptor antagonist which inhibits cysteinyl leukotriene CysLT₁ receptor. It is useful as anti-asthmatic^[1-3], anti-allergic, anti-inflammatory, cytoprotective agent and hence useful in the treatment of angina, cerebral spasm, glomerular nephritis, hepatic, endotoxemia, uveitis and allograft rejection. Leukotrienes are a group of local hormones derived from arachidonic acid in the body and representative examples of leukotrienes include leukotriene B₄ (LTB₄), leukotriene C₄ (LTC₄), leukotriene D₄ (LTD₄), and leukotriene E₄ (LTE₄). Montelukast sodium is described chemically as [R-E]-1-[[[1-[3-[2-(7-chloro-2-quinolinyl) ethenyl] phenyl] -3-[2-(1-hydroxy-1-methylethyl) phenyl] propyl] thio] methyl] cyclopropaneacetic acid and is structurally represented as figure 1.

Montelukast sodium is one of the top 10 selling drugs in the world. Due to its commercial importance

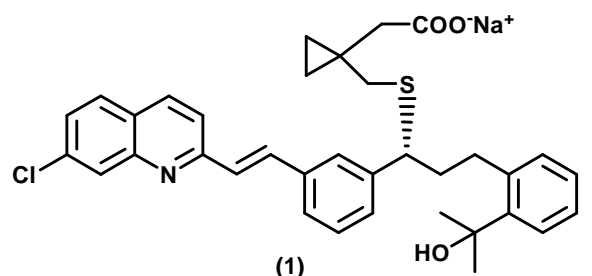
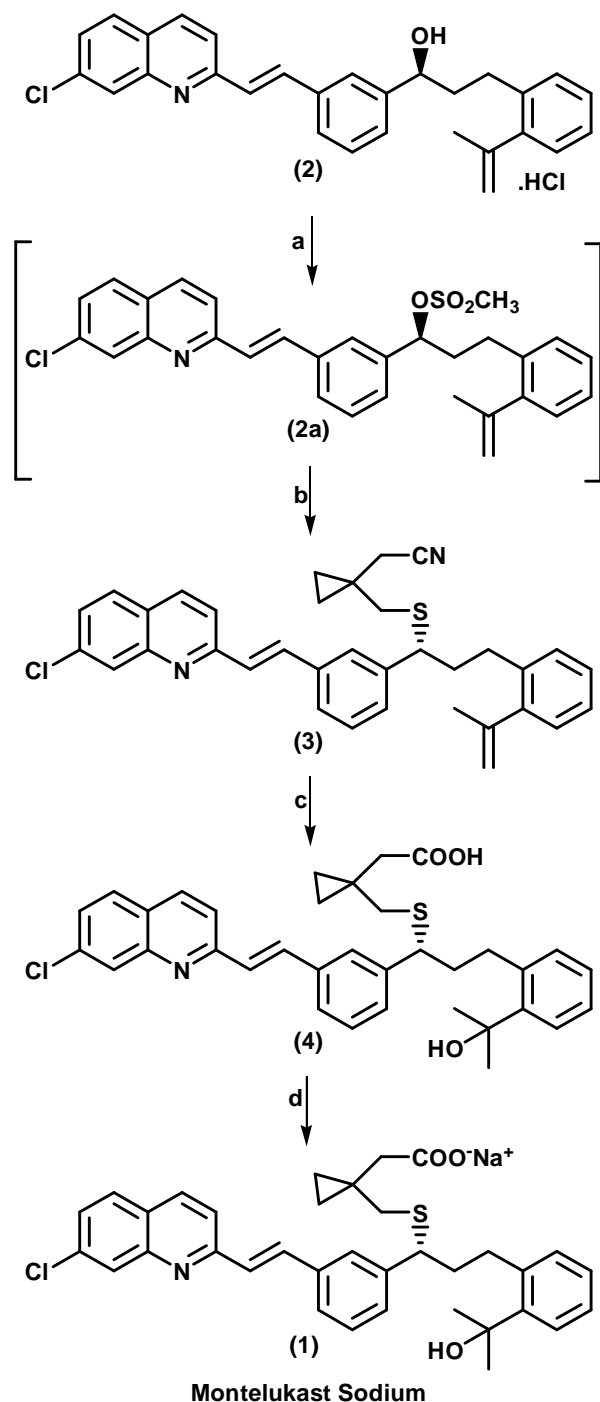


Figure 1 : Structure of [R-E]-1-[[[1-[3-[2-(7-chloro-2-quinolinyl) ethenyl] phenyl] -3-[2-(1-hydroxy-1-methylethyl) phenyl] propyl] thio] methyl] cyclopropaneacetic acid

several synthetic routes are reported^[4-8]. Most of the synthetic routes as well as intermediates are protected in several patents by various generic companies. It is a stiff challenge for organic chemists at this juncture to design an alternate novel synthetic route bifurcating the most crowded patent protection. In this context we are successful in designing various alternate cost-effective methods to synthesize Montelukast Sodium. In our study we have focused on alternate approaches by replacing

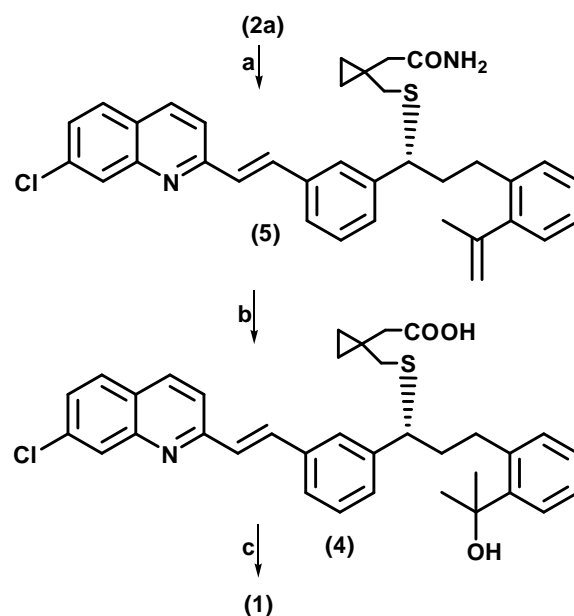
Full Paper



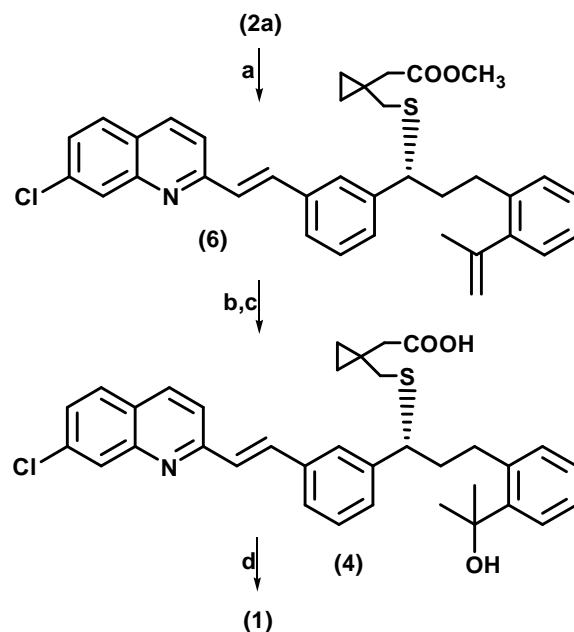
Scheme 1 : Reagents and solvents: (a) Methane sulphonyl chloride, DIPEA/MDC (b) 2-(1-(mercaptomethyl) cyclopropyl) acetonitrile, 25% NaOMe in MeOH, DMF (c) 80% H₂SO₄ (d) NaOH, MeOH, n-heptane

the claimed and costly intermediate 2-(1-(mercaptomethyl) cyclopropyl) acetic acid with much cheaper and commercially available alternatives.

The first approach (Scheme 1) involves mesylation of (S)-1-(3-((E)-2-(7-chloroquinolin-2-yl) vinyl) phe-

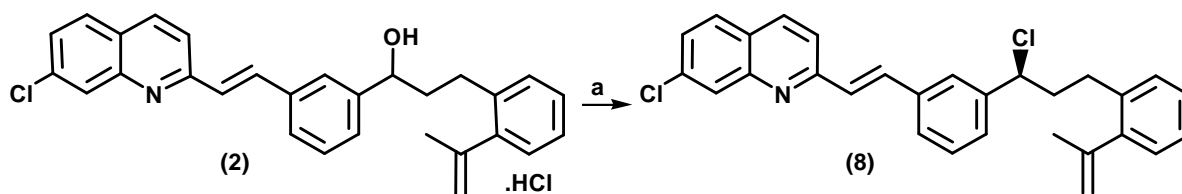


Scheme 2 : Reagents and solvents: (a) 60% NaH, DMF, 2-(1-(mercaptomethyl) cyclopropyl)acetamide (b) 80% H₂SO₄; (c) NaOH, MeOH



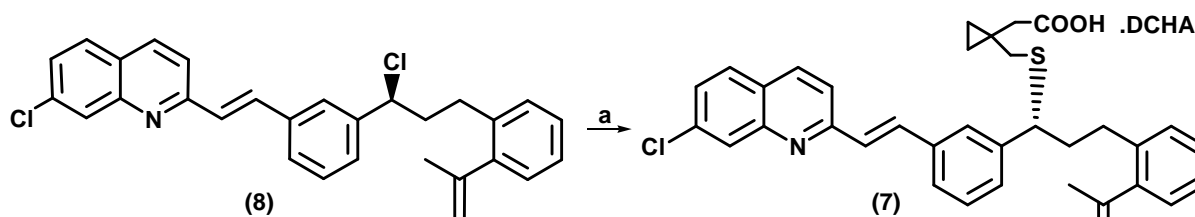
Scheme 3 : Reagents and solvents: (a) 15% n-butyl lithium solution in THF, Methyl 2-(1-(mercaptomethyl) cyclopropyl) acetate (b) 80% H₂SO₄; (c) NaOH, Acetic acid; (d) NaOH, MeOH

nyl)-3-(2-(prop-1-en-2-yl) phenyl) propan-1-ol hydrochloride (2), [Hydroxy styrene] with methane sulphonylchloride to give (S)-1-(3-((E)-2-(7-chloroquinolin-2-yl)vinyl)phenyl)-3-(2-(prop-1-en-2-yl) phenyl)propyl methanesulfonate (2a) and in situ subjected to conden-



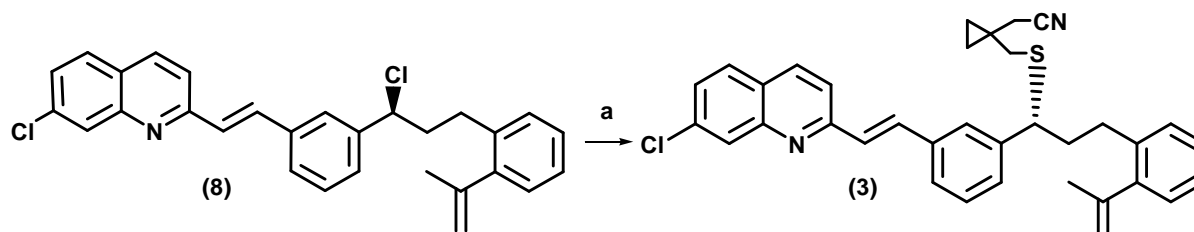
Reagent and solvent : (a) Thionyl chloride, DMF

Scheme 4



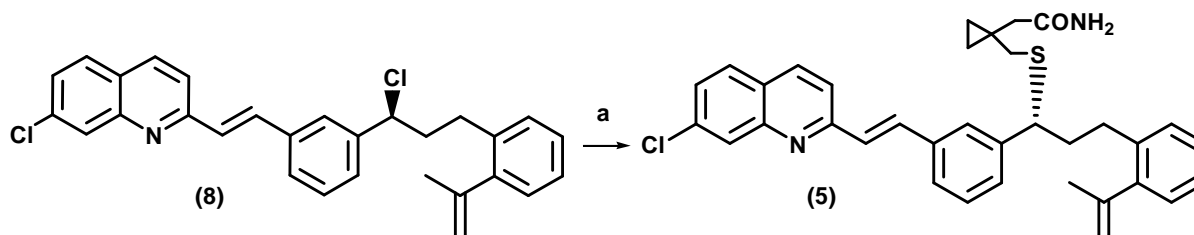
Reagents and solvents: (a) Cesium carbonate, DMF, 2-(1-(mercaptomethyl)cyclopropyl)acetic acid, Dicyclohexylamine (DCHA)

Scheme 5



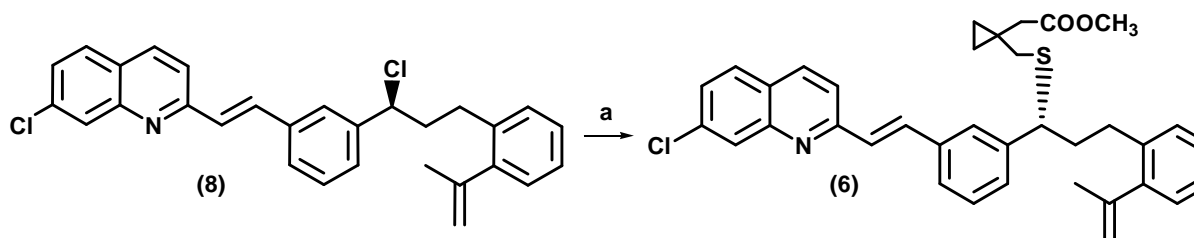
Reagents and solvents: (a) NaOMe, DMF, 2-(1-(mercaptomethyl)cyclopropyl)acetonitrile

Scheme 6



Reagents and solvents: (a) NaH, DMF, 2-(1-(mercaptomethyl)cyclopropyl)acetamide

Scheme 7



Reagents and solvents: (a) Cesium carbonate, DMF, Methyl 2-(1-(mercaptomethyl)cyclopropyl)acetate

Scheme 8

Full Paper

sation with 2-(1-(mercaptomethyl) cyclopropyl) acetonitrile in the presence of sodium methoxide solution in methanol affords 2-(1-(((R)-1-(3-((E)-2-(7-chloroquinolin-2-yl)vinyl)phenyl)-3-(2-(prop-1-en-2-yl)phenyl)propylthio)methyl)cyclopropyl) acetonitrile (**3**). The nitrile (**3**) was purified by column chromatography and subjected to one pot hydration of the styrene moiety and hydrolysis of the nitrile group with 80% H₂SO₄ affords 2-[1-[1(R)-[3-[2(E)-(7-chloroquinolin-2-yl)vinyl] phenyl] -3-[2-hydroxy-1-methylethyl) phenyl] propyl sulfanylmethyl] cyclopropyl] acetic acid (**4**), as free acid. The free acid (**4**) upon treatment with alcoholic sodium hydroxide solution affords Montelukast sodium (**1**).

The second approach (Scheme 2) involves condensation of (S)-1-(3-((E)-2-(7-chloroquinolin-2-yl)vinyl) phenyl)-3-(2-(prop-1-en-2-yl) phenyl) propyl methane Sulfonate (**2a**) with 2-(1-(mercaptomethyl) cyclopropyl) acetamide in the presence of sodium hydride in N,N-dimethylformamide affords 2-(1-(((R)-1-(3-((E)-2-(7-chloroquinolin-2-yl) vinyl) phenyl)-3-(2-(prop-1-en-2-yl) phenyl) propylthio) methyl) cyclopropyl) acetamide (**5**), which is further subjected to hydration with 80% H₂SO₄ followed by column chromatography affords 2-[1-[1(R)-[3-[2(E)-(7-Chloroquinolin-2-yl)vinyl]phenyl]-3-[2-hydroxy-1-methylethyl) phenyl] propylsulfanylmethyl] cyclopropyl] acetic acid (**4**) as free acid. Treatment of (**4**) with methanolic sodium hydroxide affords Montelukast sodium (**1**).

The third approach (Scheme 3) involves condensation of (S)-1-(3-((E)-2-(7-chloroquinolin-2-yl)vinyl) phenyl)-3-(2-(prop-1-en-2-yl)phenyl)propyl methane-sulfonate (**2a**) with methyl 2-(1-(mercaptomethyl) cyclopropyl)acetate in the presence of 15% n-butyl lithium solution in tetrahydrofuran affords methyl-2-(1-(((R)-1-(3-((E)-2-(7-chloroquinolin-2-yl)vinyl)phenyl)-3-(2-(prop-1-en-2-yl)phenyl) propylthio) methyl) cyclopropyl)acetate (**6**), which is subjected further to hydration with 80% H₂SO₄ and hydrolysis with sodium hydroxide followed by column purification affords 2-[1-[1(R)-[3-[2(E)-(7-Chloroquinolin-2-yl)vinyl] phenyl]-3-[2-hydroxy-1-methylethyl) phenyl] propylsulfanylmethyl] cyclopropyl] acetic acid (**4**). Treatment of (**4**) with methanolic sodium hydroxide affords Montelukast sodium (**1**).

In an alternate approach compounds (**3**), (**5**), (**6**), and (**7**) are synthesized by an SN² reaction on the chloro derivative (**8**). The (S) configured alcohol **2** upon reaction with thionyl chloride in the presence of N,N-dimethylformamide gave 2-(3-((S)-1-chloro-3-(2-(prop-1-en-2-yl) phenyl) propyl) ethenyl)-7-chloroquinoline (**8**) (Scheme 4). Surprisingly, the chiral HPLC revealed it to be a mixture of 80% of desired S-isomer and 20% of R-isomer. The unwanted R-isomer is easily removed in the subsequent steps of the synthesis.

Condensation of compound (**8**) with 2-(1-(mercaptomethyl)cyclopropyl)acetic acid in the presence of cesium carbonate affords 2-(1-(((R)-1-(3-((E)-2-(7-chloroquinolin-2-yl) vinyl) phenyl)-3-(2-(prop-1-en-2-yl) phenyl) propylthio) methyl) cyclopropyl)acetic acid (**7**) which is isolated as dicyclohexylamine salt (Scheme 5).

Condensation of compound (**8**) with 2-(1-(mercaptomethyl) cyclopropyl) acetonitrile in the presence of sodium methoxide affords 2-(1-(((R)-1-(3-((E)-2-(7-chloroquinolin-2-yl)vinyl) phenyl)-3-(2-(prop-1-en-2-yl)phenyl)propylthio)methyl)cyclopropyl) acetonitrile (**3**) (Scheme 6).

Condensation of compound (**8**) with 2-(1-(mercaptomethyl) cyclopropyl)acetamide in the presence of sodium hydride affords 2-(1-(((R)-1-(3-((E)-2-(7-chloroquinolin-2-yl)vinyl)phenyl)-3-(2-(prop-1-en-2-yl) phenyl) propylthio) methyl) cyclopropyl) acetamide (**5**) (Scheme 7).

Condensation of compound (**8**) with methyl 2-(1-(mercaptomethyl) cyclopropyl)acetate in the presence of cesium carbonate affords methyl 2-(1-(((R)-1-(3-((E)-2-(7-chloroquinolin-2-yl) vinyl) phenyl)-3-(2-(prop-1-en-2-yl) phenyl) propylthio) methyl) cyclopropyl) acetate (**6**) (Scheme 8).

To conclude we have explored cost-effective commercially viable and scalable alternative routes for the synthesis of Montelukast sodium.

The experimental details for all the routes discussed and spectral data for new compounds (**3**), (**5**), (**6**), (**8**) available in supplementary material file.

ACKNOWLEDGEMENT

The authors wish to thank the management of Aptuit Laurus Pvt. Limited for supporting this work.

REFERENCES

- [1] A.Markham, D.Faulds; *Drugs*, **56(2)**, 251, (1998).
- [2] M.Labelle, M.Belley, Y.Gareau, J.Y.Gauthier, D.Guay, R.Gordon, S.G.Grossman, T.R.Jones, Y.Lebanc; *Bioorg.Med.Chem.Lett.*, **5(3)**, 283, (1995).
- [3] M.J.Noonan, P.Chervinsky, M.Brandon, J.Zhang, S.Kundu, J.McBurney, T.F.Reiss; *Eur.Respir.J.*, **11**, 1232 (1998).
- [4] B.R.Reguri, S.Bollikonda, S.B.V.V.Chandra, R.K.Kasturi, S.K.Aavula; US 20050107612A1, (2005).
- [5] A.Overeem, R.G.Gieling, J.Zhu, L.Thijs; WO 2005105749 A2, (2005).
- [6] M.L.Belley, S.Leger, P.Roy, Y.B.Xiang, M.Labelle, D.Guay; EP 0480717 B1, (1991).
- [7] M.Bhupathy, J.M.McNamara, D.R.Sidler, R.P.Volante, J.J.Bergan, EP 0737186 B1, (1994).
- [8] E.Shapiro, R.Yahalomi, V.Niddam-Hildesheim, G.Sterimbaum, K.Chen; WO 2005105751 A1, (2005).