



STUDIES IN THE ACOUSTIC PARAMETERS OF 2-HYDROXY SUBSTITUTED CHALCONE DIBROMIDE IN CCl₄ SOLVENT AT 297 K

N. A. KALAMBE^{*}, P. B. RAGHUWANSHI^a and A. K. MALDHURE^b

Department of Chemistry, P. R. Patil College of Engineering & Technology,
AMRAVATI – 444604 (M.S.) INDIA

^aDepartment of Chemistry, Brijlal Biyani Mahavidyalay, AMRAVATI – 444601 (M.S.) INDIA

^bDepartment of Chemistry, Arts, Commerce and Science College, Narsamma Campus,
AMRAVATI – 444606 (M.S.) INDIA

ABSTRACT

Ultrasonic velocity (v) and density (d) values have been measured in the solvent CCl₄ containing 2-hydroxy substituted chalcone dibromide using 0.01 M concentration at 297 K. From this data, acoustical parameters such as adiabatic compressibility (β_s), apparent molar volume (ϕ_v), apparent molar compressibility (ϕ_k), intermolecular free length (L_f), relative association (R_A) and specific acoustic impedance (z) have been estimated. These parameters are useful for explaining the molecular association between the components of liquid mixtures. These parameters were studied to solute-solute and solute-solvent interactions in solvent. These parameters provide important and valuable information regarding internal structure, molecular association, complex formation, internal pressure and stability of complexes.

Key words: 2-Hydroxy substituted chalcone dibromide, Acoustic parameters, Solute-solvent interactions, Interferometric study.

INTRODUCTION

The molecular interaction technique play a great role for the detection of molecular association, complex formation, internal pressure etc. Ultrasonic is the technique used for the study of molecular interaction in liquids. Ultrasonic waves are generally used in studying the properties of matter on the basis of interaction between waves and constituents of the medium through which they pass. Ultrasonic is the branch of acoustic, which consists of waves of high frequencies.

Speed of sound and isentropic compressibilities have been measured for binary

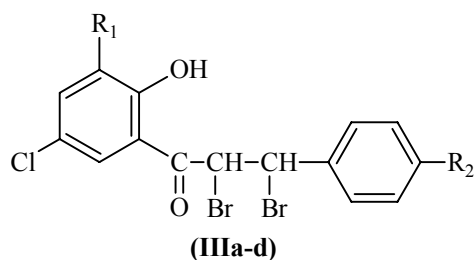
^{*} Author for correspondence; E-mail: nakalambe@yahoo.com

mixtures of 1,2-ethane diol with 1-butanol, 1-hexanol or 1-octanol in the temperature range from 293.15 to 313.15 K¹. The ultrasonic velocity and density of the binary liquid mixtures of diethyl ether with three non-polar solvents such as carbon tetrachloride, carbon disulphide and benzene at 303.15 K². Investigation in acoustic parameters of substituted thiocarbamido acetophenone³. Densities and ultrasonic speed of 2-hydroxy-5-methyl-3-nitro acetophenone in N,N-dimethyl-formamide at different temperature 298.15, 303.15, 308.15 and 313.15 K⁴. Synthesis and acoustical studies of some chalcones of furaldehyde in different solvents at 308.15 K⁵.

In view of the analytical, medicinal agricultural, industrial, pharmaceutical significance⁶⁻¹³, it is of interest to investigate the acoustic parameters such as adiabatic compressibility (β_s), apparent molar volume (ϕ_v), apparent molar compressibility (ϕ_k), intermolecular free length (L_f), relative association (R_A) and specific acoustic impedance (z) in CCl_4 solvent, respectively. For the present work we have chosen the ultrasonic interferometric technique in order to discuss intermolecular interactions. From the literature survey, it was seen that much work has been done on water and organic mixtures¹⁴⁻¹⁹. But scanty work is found in pure CCl_4 solvent. Also the reviews does not reveal any attempt made on ultrasonic interferometric study of 2-hydroxy substituted chalcone dibromide. We intended to analyze study of these ligands in CCl_4 solvent to investigate protic-aprotic nature, polarity-non-polarity, hydrogen bonding, dielectric constant and density of solvent on solute-solvent, ion-solvent and ion-ion interaction.

EXPERIMENTAL

All chemicals used to synthesize substituted chalcone dibromide were of A.R. grade. In this present investigation attempt is made to understand behaviour of 2-hydroxy substituted chalcone dibromide viz. 2'-hydroxy-5'-chloro-4-methoxy chalcone dibromide (IIIa), 2'-hydroxy-5'-chloro chalcone dibromide (IIIb), 2'-hydroxy-3'-bromo-5'-chloro-4-methoxy chalcone dibromide (IIIc) and 2'-hydroxy-3'-bromo-5'-chloro chalcone dibromide (IIId) compounds in CCl_4 solvent with respect to v , d , β_s , ϕ_v , ϕ_k , L_f , R_A and z .



Where, $R_1 = -\text{H}, -\text{Br}$

$R_2 = -\text{H}, -\text{OCH}_3$

The solvent CCl_4 were purified by standard procedure²⁰. Densities were measured with the help of bicapillary pycnometer. 0.01 M solution of liquid in CCl_4 solvent were prepared separately. Weighing was made on Mechaniki Zaktady Precynyjeij Gdansk balance (± 0.001 g). A special thermostatic arrangement was done for density and ultrasonic velocity measurements. Elite thermostatic water bath was used, in which continuous stirring of water was carried out with the help of electric stirrer and temperature variation was maintained within $\pm 0.1^\circ\text{C}$. Single crystal interferometer (Mittal Enterprises, Model M-81S) with accuracy $\pm 0.03\%$ and frequency 3 MHz was used in the present work. The densities and ultrasonic velocity of liquids in CCl_4 solvent at 297 K.

RESULTS AND DISCUSSION

In the present investigation measurement of densities and ultrasonic velocities of **IIIa** to **IIIc** in CCl_4 has been carried out and given in Table 1.

Table 1: Acoustic parameters for ligands in CCl_4 at 297K (Concentration: 0.01 M; Frequency: 3 MHz)

Ligands	V (m. sec ⁻¹)	ds x 10 ³ (Kg.m ⁻³)	β_s x 10 ⁻⁶ (pa ⁻¹)	ϕ_k x 10 ⁻³ (m ³ mol ⁻¹ pa ⁻¹)	ϕ_v x 10 ⁻³ (m ³ mol ⁻¹)	L _f (m ⁻¹)	R _A	Z (Kg m ⁻² sec ⁻¹)
IIIa	651.53	1.7841	4.20291	-116.26681	-62.3583	1.30386	1.13254	1162.395
IIIb	642.28	1.7828	4.32169	-63.34275	-61.968	1.32215	1.13713	1145.057
IIIc	664.46	1.7869	4.04727	-186.9568	-63.19282	1.27949	1.12692	1187.324
IIIc	659.34	1.7861	4.10853	-159.45869	-62.9583	1.28914	1.12932	1177.647

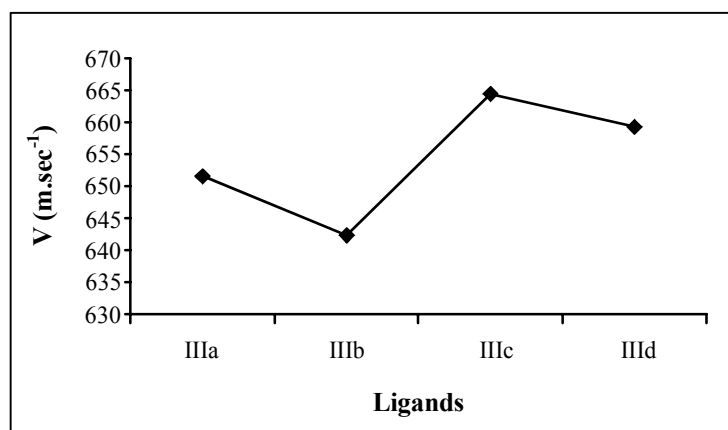
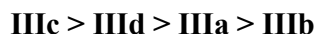


Fig. 1: Ultrasonic velocity of ligands IIIa-IIIc

Density (d)

Density measurements have been carried out for different solutions. Density values of CCl_4 medium are higher. This may be due to denser or bulky solvent of CCl_4 . Density increases in following order.

In CCl_4 at 297 K,

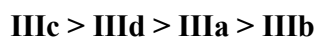


for ligands **IIIa** to **IIIId**. It is due to presence of OH , Cl , Br groups, these group show -I effect and +R effect of which latter predominates +R effect increases the electron density.

Velocity (v)

Ultrasonic velocity has been carried out for different the solutions.

In CCl_4 at 297 K,



Ligand **IIIc** have higher velocity due to presence of $-\text{Cl}$, $-\text{Br}$ and $-\text{OH}$ atoms. The presence of $-\text{Br}$ atom which is bigger in size. -I effect of Cl are acting on the ligand **IIIc** have highest dipole moment.

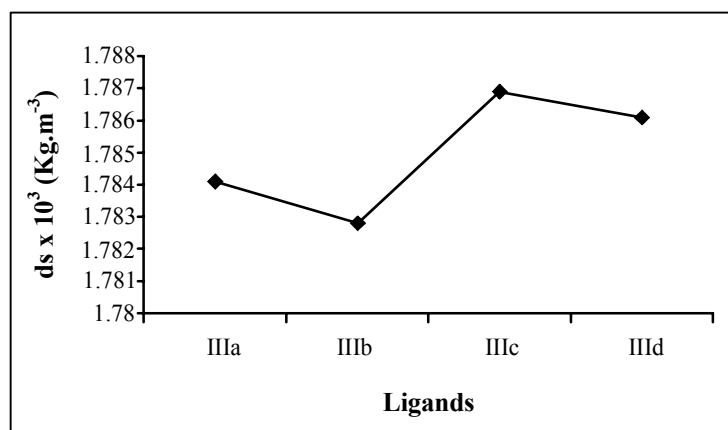


Fig. 2: Density of ligands IIIa-IIIId

Adiabatic compressibility (β_s)

Adiabatic compressibility is one of the important properties during the study of solute-solvent interactions and represented by β .

In CCl_4 at 297 K,

$$\text{IIIb} > \text{IIIa} > \text{IIIId} > \text{IIIc}$$

The β values in CCl_4 are higher, this may be due to nature of solvent. CCl_4 is a non-polar, low dipole moment and small dielectric constant. The adiabatic compressibility may just explain the simple association or close packing or clinging of molecules.

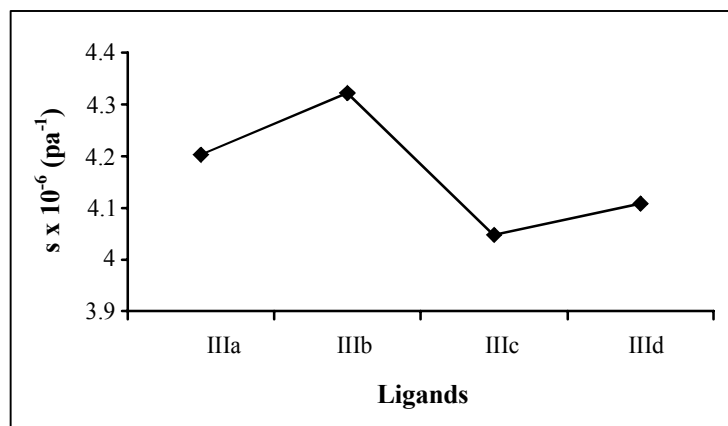


Fig. 3: Adiabatic compressibility of ligands IIIa-IIIId

Apparent molar compressibility (ϕ_k)

Apparent molar compressibility (ϕ_k) is another important acoustic parameter, which explains the solute-solvent and solute-solute interactions in solutions. The structure of solute and the number of atoms present in it will have direct effect on ϕ_k values.

It is observed that the ϕ_k values are negative for all ligands in CCl_4 . This interprets in terms of loss of compressibility of solute due to strong electrostatic solvation of ions.

In CCl_4 at 297 K,

$$\text{IIIb} > \text{IIIa} > \text{IIIId} > \text{IIIc}$$

The negative values of ϕ_k are indicative of ionic and hydro-philic interactions in these systems. ϕ_k provides information regarding solute-solvent interactions. The appreciable negative values of ϕ_k for all of the system reinforce our earlier view about the existence of ion-solvent interactions²¹.

Negative value of ϕ_k shows that interaction are insensitive to solvent. It could be also explained by postulating the polar $\sim\text{OH}$ group interact with the surrounding organic solvent through dipole-dipole interaction in such a way that the surrounding solvent molecule loses its own compressibility to a certain extent.

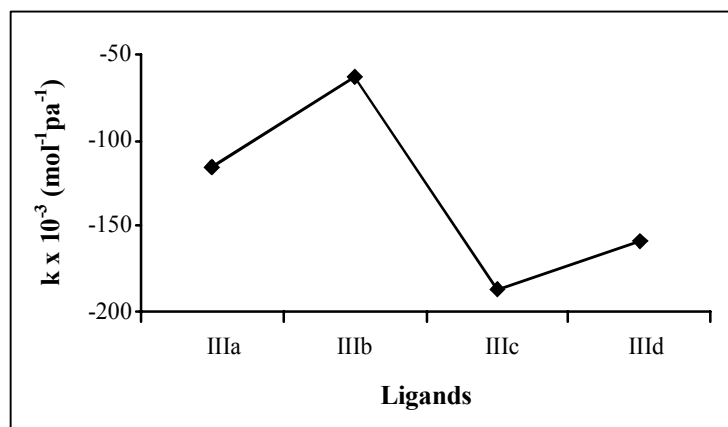


Fig. 4: Apparent molar compressibility of ligands IIIa-IIIId

Apparent molar volume (ϕ_v)

Apparent molar volume is the thermodynamic property of solutions, which express the solute-solvent interactions, and it is obtained from the density and molarity of solution and the molecular weight of the solute.

In CCl_4 at 297 K,

$$\text{IIIb} > \text{IIIa} > \text{IIIId} > \text{IIIc}$$

It is observed that ϕ_v values are negative for all ligands in CCl_4 . Negative value obtained for ligand indicating the compactness of medium and after dissolution of solute due to the closer packing of molecules inside the shell more clinging is occurring. The negative values of ϕ_v for the system indicate the existence of smaller solute-solute interactions²².

Intermolecular free length (L_f)

It is one of the important acoustic properties to study the intermolecular interactions.

In CCl_4 at 297 K,

$$\text{IIIb} > \text{IIIa} > \text{IIIId} > \text{IIIc}$$

The decrease in intermolecular free length values indicating that there is a significant interaction between solute and solvent molecules²³ suggesting a structure promoting behaviour on the addition of solute.

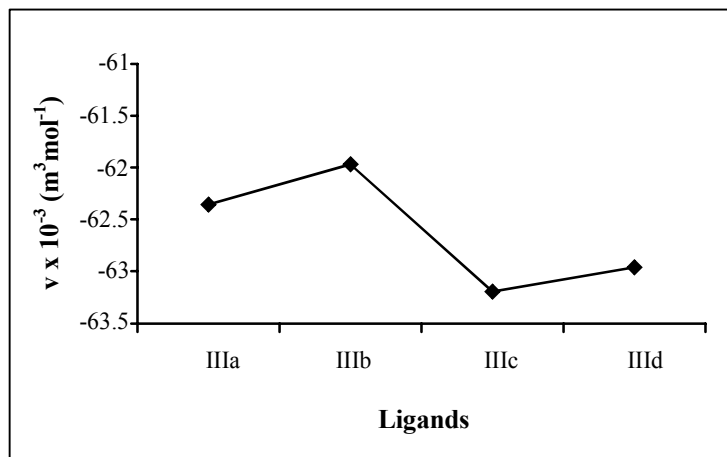


Fig. 5: Apparent molar volume of ligands IIIa-IIIId

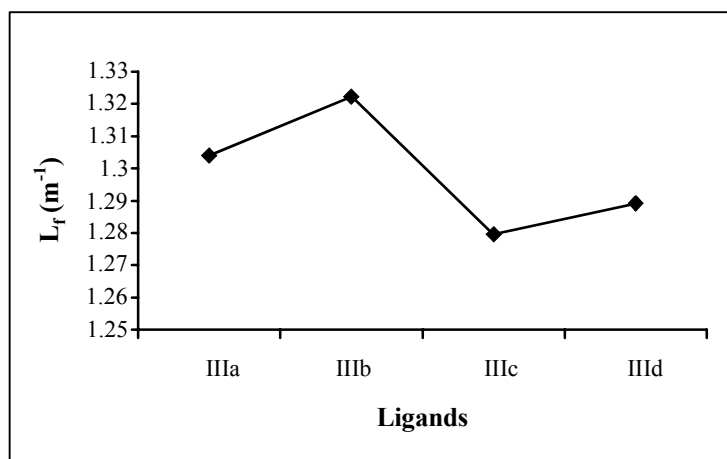


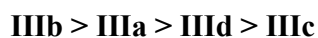
Fig. 6: Intermolecular free length of ligands IIIa-IIIId

The intermolecular free length depends upon the intermolecular attractive and repulsive forces. L_f is a predominating factor in determining the variation of ultrasonic velocity of solution. There is a significant interaction between solute and solvent molecules due to which its structural arrangement is also affected²⁴.

Relative association (R_A)

Relative association is an acoustic property of understanding interaction, which is influenced²⁵ by two opposing factors; (i) breaking of solvent structure on addition of solute to it, and (ii) solvation of the solutes that are simultaneously present by the free solvent molecules.

In CCl_4 at 297 K,



Relative association affected due to the fact of different withdrawing substituents present in different ligands.

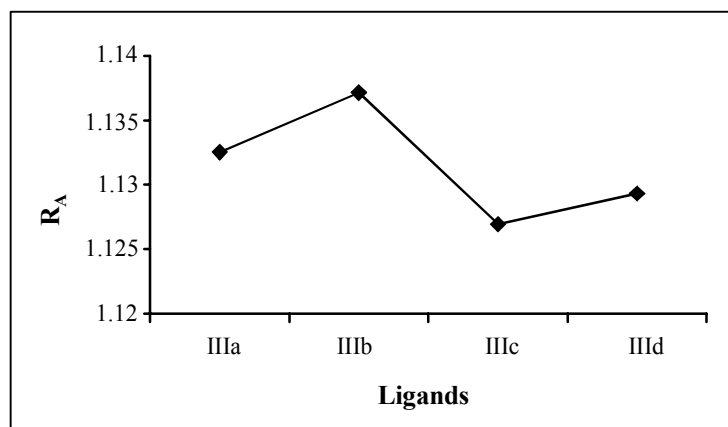
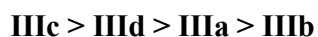


Fig. 7: Relative association of ligands IIIa-IIIc

Specific acoustic impedance (z)

Specific acoustic impedance is the complex ratio of the effective sound pressure at a point to the effective particle velocity at that point²⁶.

In CCl_4 at 297 K,



The values of z are continuously decreasing on changing the structure of ligand. The specific acoustic impedance depends upon the various structure of the liquid and the molecular packing in the medium.

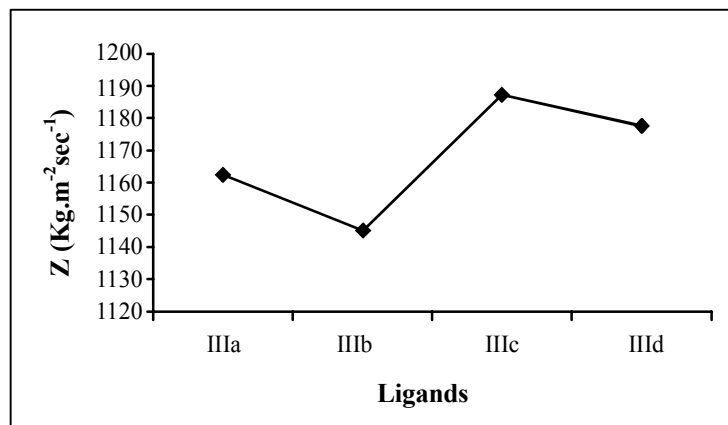


Fig. 8: Specific acoustic impedance of ligands IIIa-IIIId

CONCLUSION

By using ultrasonic interferometric study β , ϕ_v , ϕ_k , L_f , R_A , z etc. acoustic properties are determined, which explain how these interactions occur and responsible for breaking and making of the structure in the solution. So in the present work these acoustic parameters were studied for synthesized ligands, which are used as solutes using CCl_4 solvent at 297 K in 0.01 M concentration.

ACKNOWLEDGMENT

The authors are very much thankful to Prof. V. D. Thakare, Head, Department of Chemistry, G. V. I. S. H., Amravati for giving laboratory facilities. They are also thankful to Dr. A. R. Raut, G. V. I. S. H., Amravati and Dr. Naik, Department of Chemical Technology, SGBAU, Amravati for their kind cooperation.

REFERENCES

1. E. Zorebaski and E. Dec, *J. Mol. Liq.*, **168**, 61-68 (2012).
2. S. K. Pradhan, S. K. Dash, L. Moharana and B. B. Swain, *Ind. J. Pure. Appl. Phy.*, **50**, 161-166 (2012).
3. Sunanda Aswale, Shashikant Aswale and Bhavaba Ramteke, *Int. J. Chem. Environ. Pharmaceut. Res.*, **3(1)**, 58-63 (2012).
4. A. S. Aswar and D. S. Choudhary, *Bull. Chem. Soc. Ethiop.*, **27(1)**, 155-160 (2013).

5. A. Kulshrestha and S. Baluja, *Advances in Applied Science Research*, **1(3)**, 229-239 (2010).
6. R. Kidal and N. H. Ince, *Ultrasonics*, **13(2)**, 195 (2006).
7. P. D. Singh, S. R. Hashim and R. G. Singhal, *Int. J. Drug Dev. Res.*, **2(4)**, 810-815 (2010).
8. S. Noorulla, N. Sreenivasulu, *Int. J. Res. Pharm. Bio. Sci.*, **2(3)**, 1100-1106 (2011).
9. C. K. Rath, N. C. Raut, S. P. Das and P. K. Mishra, *Abstract of Volume*, **8(2)**, (2012).
10. S. Baluja, K. P. Vaishnani, R. Gajera and N. Kachhadi, *Lat. Am. Appl. Res.*, **40(3)**, 249-254 (2010).
11. M. N. Roy, D. Ekka, I. Banik and A. Majumdar, *Thermochimica Acta*, **5(47)**, 89-98 (2012).
12. P. B. Raghuwanshi and A. D. Deshmukh, *Int. J. Chem. Sci.*, **11(1)**, 313-320 (2013).
13. S. N. Khattab, S. Y. Hassan, A. A. Bekhit, A. M. Elmassry, V. Langer and A. Amer, *J. Eur. J. Med. Chem.*, **45**, 4479-4489 (2010).
14. A. N. Sonar, *J. Chem. Pharm. Res.*, **3(4)**, 485-489 (2011).
15. U. P. Meshram, B. G. Khobragade, M. L. Narwade and V. B. Khobragade, *Der. Pharma. Chemica*, **3(2)**, 376-382 (2011).
16. G. R. Bedare, V. D. Bhandakkar and B. M. Suryanashi, *Archives of Applied Science Research*, **3(5)**, 332-338 (2011).
17. S. K. Sithambaram, Y. Ding, W. Li, X. Shen and S. F. Gaenzler, *Green Chem.*, **10**, 1029-1032 (2008).
18. P. B. Raghuwanshi and A. D. Deshmukh, *Int. J. Chem. Sci.*, **11(1)**, 141-149 (2013).
19. P. B. Agrawal and M. L. Narwade, *Acta Ciencia Indica*, **28(3)**, 163-166 (2002).
20. B. S. Furniss, A. J. Hannaford, P. W. G. Smith, A. R. Tatchell, (5th Ed.) *Vogel's Text Book of Practical Organic Chemistry* (2007) pp. 399-400.
21. A. Dhanlakshmi and E. Jasmine Vasantharani, *J. Acoustic Soc. Ind.*, **27**, 327-330 (1999).
22. S. Thirumaran and K. Jobsabu, *J. Experimental Sci.*, **3(1)**, 33-39 (2012).
23. D. A. Zatale, A. R. Chaware and K. D. Zatale, *Archives of Physics Research*, **2(1)**, 202-207 (2011).

24. R. A. Pethrick and R. T. Poh, *British Polym. J.*, **15**, 149-156 (1983).
25. R. Eyring and J. F. Kincaid, *J. Chem. Phys.*, **6**, 620 (1938).
26. S. P. Parkar, *Encyclopedia of Science and Technology*, McGraw Hill Book Co. Inc., 13 (1982).

Accepted : 10.12.2013