

2014

# BioTechnology

*An Indian Journal*

FULL PAPER

BTAIJ, 10(7), 2014 [1927-1933]

## Quantitative analysis of athlete technical feature affecting shot performance based on matlab simulation

Bing Ge<sup>1\*</sup>, Yan Gao<sup>2</sup><sup>1</sup>Institute of Physical Education, Jilin Normal University, Siping 136000, Jilin, (CHINA)<sup>2</sup>Mingcheng Junior High School, Panshi City, Jilin 132301, Jilin, (CHINA)

### ABSTRACT

By establishing shot throwing mathematical model, regard shot as a particle, ignoring air resistance. In case it researches landing point and throwing point in the same horizontal line, use Newton mechanics and relative physical knowledge making force analysis of shot, only suffers gravity  $G$ , it is clear that it makes constant movement in horizontal direction and makes constant decelerated movement in vertical direction, and so it can get  $L$  and  $v$ ,  $\alpha$  relationships. And it researches landing point and throwing point are not in the same horizontal line status according to practice, finally it gets  $L$  and  $v$ ,  $\alpha$  as well as  $h$  quantitative correlations, and according to searched data, use quantitative analysis method, through Matlab programming, it gets correlation simulation figure, respectively gets corresponding best release speed, release angle and release height.

### KEYWORDS

Force analysis; Quantitative analysis; Shot technique; Biomechanics.



## INTRODUCTION

Sports as a kind of culture, it has already become indispensable part of society and individual, it represents a country and nation development level, especially for present competitive sports which is not only a fiercely sports competition but also a science and technology combating. This paper analyzes shot movement from mechanical perspective, solves cast distance and release height, release speed as well as release angle relationships.

From oblique object mechanical principle formula  $L = \frac{v^2 \sin 2\alpha}{g}$ , it is clear that distance  $L$  is equal to release initial speed square  $v^2$  and release angle sine  $\sin 2\alpha$  product divides gravity accelerated speed  $g$  apparatus flying distance is mainly up to release speed. It provides scientific applying evidence for us improving throwing technique and development sports results in physical education and sports training. Practice proves that in shot putting, due to people's height, arms lengths and other factors are not totally the same, ball release point and landing point are not in the same horizontal plane, it exists a release height, and release point heights differences let sports parabola changes on the original basis. When there is a certain release initial speed, release angle and release height, it will produce a fixed movement trajectory. Therefore in the three basic factors, if one factor changes, movement trajectory will change accordingly.

For relative influence factors quantitative analysis, it can provide reference data for undertaking shot teaching and sports training, applying mechanical principle and practice combined development throwing distance can make sports training more scientific and effective. It provides theoretical basis for shot putting establishing a set of theory system, looking for maximum flying distance initial conditions as well as shot talents selection and training.

## SHOT THROWING MODEL

Due to shot mass is large, volume is small, initial speed is relative small, it can regard it as particle and can ignore air resistance.

### Landing point and throwing point in the same horizontal line

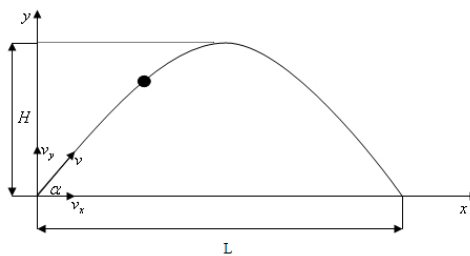


Figure 1 : Same horizontal line movement trajectory



Figure 2 : Mechanical analysis

Make force analysis of shot:

As Figure 2 show, its vertical direction accelerated speed  $a = -g \text{ m} \cdot \text{s}^{-2}$ , its horizontal movement is constant movement, its vertical movement is constant decelerated movement, therefore its trajectory is as Figure 1show.

Make decomposition to initial speed as Figure 1:

$$\begin{cases} v_x = v \cos \alpha \\ v_y = v \sin \alpha \end{cases} \tag{1}$$

Speed in movement process:

$$\begin{cases} v_{x1} = v_x \\ v_{y1} = v_y - gt \end{cases} \tag{2}$$

Journey in movement process:

$$\begin{cases} L = v_{x1} \cdot t \\ 0 = v_{y1} \cdot t - \frac{1}{2}gt^2 \end{cases} \tag{3}$$

Therefore its kinematic equation is:

$$L = \frac{v^2 \sin 2\alpha}{g} \tag{4}$$

From equation formula (4),it is clear that  $L$  is in direct proportion to  $v$  quadratic that  $v$  increases a little, $L$  increases by square times, so  $v$  is the first factor deciding  $L$ . On the other hand, when sine function value arrives at maximum,  $\alpha = \pi/4$ , therefore when  $\alpha$  is equal to  $45^\circ$ ,  $L$  is the maximum.

For shot throwing distance, many coaches also use formula (4) to explain that is to improve shot performance, release speed improvement is the first element. Because shot throwing has an initial height, use  $45^\circ$ casting is not the best,it should less than  $45^\circ$ .

**Landing point and throwing point are not in the same horizontal line**

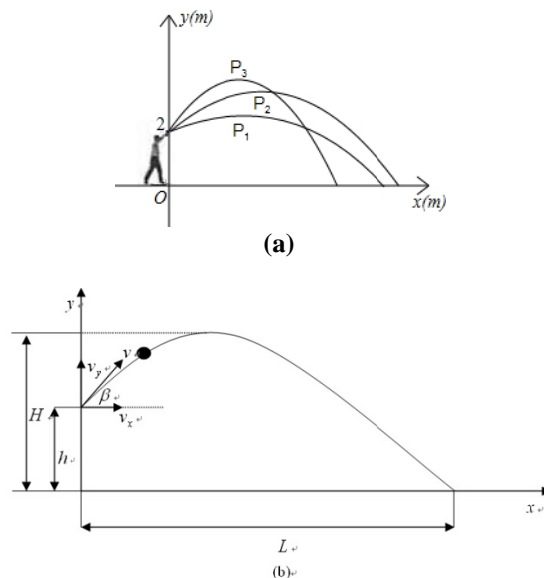


Figure 3 : Movement trajectory not in the same horizontal line

Shot vertical direction accelerated speed  $a = -g \text{ m} \cdot \text{s}^{-2}$ , its horizontal movement is constant movement, its vertical movement is constant variable movement, so its trajectory is as Figure 3 show. Speed equation formula in movement is:

$$\begin{cases} v_{x2} = v \cos \beta \\ v_{y2} = v \sin \beta - gt \end{cases} \quad (5)$$

Given shot arriving at top point time to be:  $t_1$ ;

Shot arriving at ground time as:  $t_2$

Therefore:

$$t = t_1 + t_2 \quad (6)$$

$$\begin{cases} t_1 = \frac{v \sin \beta}{g} \\ t_2 = \sqrt{\frac{2H}{g}} \end{cases} \quad (7)$$

And

$$H = h + v \sin \beta \cdot t_1 - \frac{1}{2} g t_1^2 \quad (8)$$

Then:

$$t = \frac{v \sin \beta}{g} + \sqrt{\frac{2h}{g} + \frac{v^2 \sin^2 \beta}{g^2}} \quad (9)$$

Displacement equation formula in movement is:

$$\begin{cases} L = v \cos \beta \cdot t \\ -h = v \sin \beta \cdot t - \frac{1}{2} g t^2 \end{cases} \quad (10)$$

It solves:

$$L = v \cos \beta \left( \frac{v \sin \beta}{g} + \sqrt{\frac{2h}{g} + \frac{v^2 \sin^2 \beta}{g^2}} \right) \quad (11)$$

According to formula (7), by quantitative analysis method, it is clear when shot gets maximum throwing journey:

By data searching, it gets TABLE 1, assume that the release height is between 1.75-2.10 m, throwing shot speed is between 13.2-14.2 m · s<sup>-1</sup>,  $g = 9.8 \text{ m} \cdot \text{s}^{-2}$ . By Matlab programming, it can get  $L$  and  $\beta$  image relationships (horizontal axis is  $\beta$ , and define its value range is  $(0, \pi/3)$ , vertical coordinate is  $L$ ), respectively takes release height and release speed two extremes. Figure 4 used release speed  $v$  is 13.2 m · s<sup>-1</sup>, release height  $h$  is 1.75 m, it gets maximum cast distance  $L = 19.442 \text{ m}$ , corresponding  $\beta$  is converted into angle that is 40.19°; Figure 5 release speed  $v$  is 14.2 m · s<sup>-1</sup>, release height  $h$  is 2.10 m, it gets maximum cast distance as  $L = 22.85 \text{ m}$ , corresponding  $\beta$  is converted into angle that is 42.2°. Therefore, if it wants to achieve extraordinary performance, release angle  $\beta$  practical value should be around 41° that is the best.

TABLE 1 : Different release speed best projection angle

Release speed $v$ (m/s)	Releas angle $\beta$ ( $^{\circ}$ )	Release height $h$ (m)	Shot performance $L$ (m)
13.51	38.69	2.00	20.30
14.08	35.13	1.95	21.76
13.82	30.80	2.10	20.49
13.40	36.02	2.11	20.24
13.77	34.64	2.01	20.84
13.41	38.74	1.92	20.02
13.56	35.33	1.77	20.10
14.08	34.60	1.89	21.58
13.23	39.93	2.05	19.50
13.86	39.06	2.04	19.83
13.07	39.68	1.97	19.17
13.39	34.14	1.83	19.62
13.30	37.74	1.76	19.76
13.58	37.75	2.02	20.76
13.95	39.06	2.04	21.66
13.95	36.13	1.88	20.40
13.45	38.15	2.06	20.43
13.76	34.38	1.97	20.90
13.58	37.75	2.02	20.78
13.48	40.56	2.00	20.33
13.39	34.67	2.01	19.85

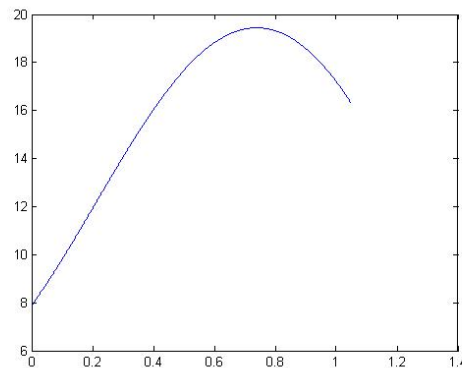


Figure 4 : Release speed  $v$  is  $13.2\text{ m}\cdot\text{s}^{-1}$

By data searching, assume that release angle is  $41^{\circ}$ , throwing shot speed is between  $13.7\text{ m}\cdot\text{s}^{-1}$ ,  $g = 9.8\text{ m}\cdot\text{s}^{-2}$ . By Matlab sequence, it can get  $L$  and  $h$  image relationship (horizontal axis is  $h$ , vertical coordinate is  $L$ ). It gets Figure 6, as following show:  $L$  and  $h$  have increasing relations as following (Because  $h$  coefficient is quite small, and considering release height will less or equal to  $2.5\text{ m}$ , during  $h$  interval  $L$  and  $h$  are almost in linear).

By data searching, assume the release angle is  $41^{\circ}$ , release height is  $2.0\text{ m}$ . Use Matlab to get  $L$  and  $h$  image relations (horizontal axis is  $v$ , vertical coordinate is  $L$ ). It gets Figure 7, as following show:  $L$  and  $v$  are increasing quadratic.

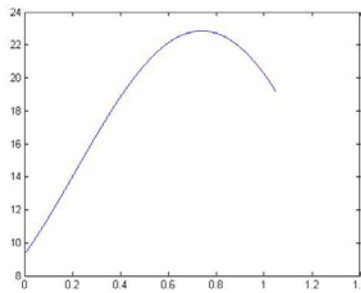


Figure 5 : Release speed  $v$  is  $14.2 \text{ m} \cdot \text{s}^{-1}$

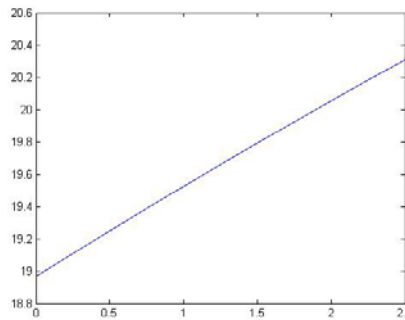


Figure 6 :  $L$  and  $h$  image relations

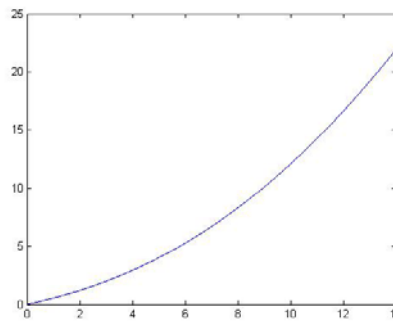


Figure 7 :  $L$  and  $v$  quadratic increasing

### CONCLUSIONS

From formula (7), it is clear that shot event main influence factors are release speed  $v$ , release angle  $\beta$ , release height  $h$ . By Figure 4 and Figure 5, it can get best release angle is  $41^\circ$ , athlete can master roughly release angle by short-term training, and when release height and release speed are fixed, as well as release angle gets close to  $41^\circ$ , from TABLE 2, it is clear certain angle deflecting has no great influences on cast distance. And when athletes take training,  $v$  and  $h$  are stable, they can make gradual improvements on the original release angle.

TABLE 2 : When release height, speed are fixed, different release angles influences on performance

	$h = 2 \text{ m}$			$v = 10 \text{ m} \cdot \text{s}^{-1}$			
$\beta$	20	25	30	35	40	45	50
$L$	10.12	10.894	11.499	11.892	12.038	11.916	11.514
%		1.08	1.06	1.03	1.05	0.99	0.97

By comparing Figure 7 with Figure 6, it is clear that  $v$  has larger influences on  $L$ , so athletes should increase their explosive force, taking more training on gliding and turning to improve release speed. As for  $h$ , it is a fixed quantity to athletes, because it is up to their own height and arms lengths, which can be regarded as excellent athletes' one selection criterion

## REFERENCES

- [1] Zhuang Mingqian, Yang Lei; Model Making and Influential Factors Analysis on Shot Casting Process[J]. Journal of Jinan University (Science & Technology), **15(2)**, 158-160 (2001).
- [2] Huang Chang-Mei; Grey Relational Analysis on the Achievements Factors of the World Excellent Female Shot Putter[J]. Joournal of Nanjing Institute of Physical Education: Natural Science, **9(1)**, 71-73 (2010).
- [3] Geng Yue, Song Guang-Lin; Cognition for Double Feet Uphold Process in the Back Sliding Shot Putting[J]. Journal of Shandong Physical Education Institute, **20(1)**, 56-57 (2004).
- [4] Wang Bao-Cheng, Zhou Zhi-Xiong; Rethinking on the Final Exerted Throwing of Shot Put[J]. China Sport Science and Technology, **36(5)**, (2000).
- [5] Chen Jie-Min; Comparative Analysis on the Technical Characteristics of the Last Stage of Right-Leg Exertion in Different Throwing Events[J]. Journal of Beijing Sport University, **28(5)**, 703-705 (2005).
- [6] Yang Jian; The Kinematical Research of China's Elite Men Shot Putter about Shot Put Technique[J]. Journal of Beijing Sport University, **5**, (2010).
- [7] Zhou Hua-Feng; The Velocity Change of the Each Right Part Body to the Back Sliding Shot Putting on the Final Exertion of Throwing[J]. Joournal of Nanjing Institute of Physical Education: Natural Science, **9(3)**, (2010).
- [8] Zhang Yingbo, Ma Mingcai, Li Liangbiao; Technical Kinematic Characteristics of 6 Chinese Elite Female Discus Throwers in Their Final Exertion[J]. Journal of Beijing Sport University, **2**, (1995).
- [9] Dong Haijun, Su Mingli, Yan Botao, Han Jing, Xu Chonggao; A Kinematical Research on Structural Features of Discus Throwing Techniques of Asian Champion Song Ai"min[J]. Journal of Capital College of Physical Education, **21(4)** (2009).
- [10] Ye Jing; Kinematic Research on the Final Explosion of Chinese Top Women Discus Throwers[J]. Journal of Chengdu Physical Education Institute, **38(1)**, 79-82 (2012).
- [11] Li Hou-Lin, Su Ming-Li, Yan Bo-Tao, Xu Chong-Gao, Zhang Yong, Han Jing, Wu Zhong-quan; Research on the Technique Characteristics of Woman Discus Throwing Champion and Runner-up Athletes in the 11th National Games[J]. China Sport Science and Technology, **46(5)** (2010).