



Trade Science Inc.

Macromolecules

An Indian Journal
Full Paper

MMALJ, 7(1), 2011 [16-22]

Preparation of poly (DMAEM)-cross linked pregelled starch graft copolymer and its application in waste water treatments

Kh.M.Mostafa^{1#*}, Abdul Rahim Samarkandy², A.A.El-Sanabary³

[#]King Abdul Aziz University, Curriculum unit, Vice University of Educational Affairs,
P.O.Box: 80200 Jeddah (21589), (SAUDIARABIA)

¹National Institute for Standards (NIS), Textile and Chemical Meteorology Division, El-Haram, Giza, (EGYPT)

²Faculty of Science, Chemistry Department, King Abdul Aziz University, (SAUDIARABIA)

³Faculty of Science, Chemistry Department, Girl College, King Abdul Aziz University, Al-faysalia Dist., (SAUDIARABIA)

E-mail : kh_mostafa@hotmail.com

Received: 8th November, 2010 ; Accepted: 18th November, 2010

ABSTRACT

Pregelld starch (PS) was first cross linked with epichlorohydrin (ECH) to obtain insoluble cross-linked pregelled starch (CPS). The latter was graft copolymerized with different amounts of dimethylaminoethyl methacrylate (DMAEM) using potassium permanganate / sulphuric acid redox system. This was done to obtain six levels of poly (DMAEM)-cross linked pregelled starch graft copolymers (PDMAEMCPS) having different graft yields (expressed as N %) with increasing order and designated as (PDMAEMCPS 1 to PDMAEMCPS 6). The latter copolymers were dispersed in aqueous solution of heavy metal ions Cu (II) ions and filtered to form polymer-metal ions complex. Different factors affecting the heavy metal ions removal such as pH, extent of grafting, treatment time and starch dose were studied in detail. It was found from the obtained results that; the residual metal ions removal from their aqueous solutions increased with (a) increasing the extent of grafting of PDMAEMCPS i.e. from PDMAEMCPS 1 to PDMAEMCPS 6; (b) increasing the pH of the metal ions solution complex from 1 to 8; (c) increasing the starch dosage from 0.25 to 2.0 % (W/V), then leveled off thereafter, (d) increasing the time of the reaction up to 20 minute then leveled off after that. On the other hand, Pb, Cd and Hg ions were also removed from their solutions with different extent. Furthermore, the prepared copolymer could be recovered by washing the metal ions from the complex with weak acid 1 N HNO₃ (pH 2) and the metal-binding activity of the starch was slightly reduced by this process. Finally, the ability of PDMAEMCPS to remove three types of acid dyes from their solutions was also reported.

© 2011 Trade Science Inc. - INDIA

KEYWORDS

Pregelld starch;
Epichlorohydrin;
Cross-linking;
Dimethylaminoethyl
methacrylate;
Grafted starch;
Heavy metal ions removal;
Acid dyes.

INTRODUCTION

It is well known that, heavy metal ions and organic compounds as well as dyes remain a serious environmental problem facing the world for water pollution, as a result of their numerous industrial applications. In addition many of them are known to be toxic or carcinogenic even at low concentration, not biodegradable and tend to accumulate in living organisms causing a serious diseases and disorders^[1]. Therefore, their presence in water should be controlled. Different methods such as precipitation, ion-exchange, reverse osmosis, solvent extraction, electro dialysis techniques^[2,3], biological treatments^[4,5], membrane process^[6,7], advanced oxidation process^[8], chemical and electrochemical techniques^[9] and adsorption procedure^[10-13] have been developed for the removal and recovery of metal ions and organic compounds from sewage and industrial wastewater. Amongst all the techniques proposed, adsorption-using sorbents is one of the most fascinating and popular methods for high quality treated effluents. Recently, a great attention and faster publications rate on developing cheaper and effective adsorbents containing natural polymers to overcome the non-biodegrad-

TABLE 1 : Preparation of poly (DMAEM)-cross linked pregelled starch graft copolymer having different graft yields (expressed as nitrogen %) as well as their main characteristics

Starch type	Dimethylaminoethyl methacrylate concentration (based on wt. of substrate)	Nitrogen %	Apparent Viscosity (m.pa.s)
Blank	0	0.005	235
PDMAEMCPS1	5	0.45	239
PDMAEMCPS 2	10	1.01	246
PDMAEMCPS 3	20	1.35	253
PDMAEMCPS 4	30	1.72	260
PDMAEMCPS 5	40	2.10	267
PDMAEMCPS 6	50	2.45	273

Reaction conditions: Cross linked pregelled starch, 10 g; [KMnO₄], 20 mmol / L; [sulphuric acid], 50 mmol; /l, material to liquor ratio, 1:7.5; Time, 2 hr; and temperature, 45°C. N.B., **Blank:** Cross linked Pregelled starch prior to grafting, **PDMAEMCPS 1:** Poly (DMAEM)-cross linked pregelled starch graft copolymer with 0.45 N %, **PDMAEMCPS 2:** Poly (DMAEM)-cross linked pregelled starch graft copolymer with 1.01 N %, **PDMAEMCPS 3:** Poly (DMAEM)-cross linked pregelled starch graft copolymer 1.35 N %, **PDMAEMCPS 4:** Poly (DMAEM)-cross linked pregelled starch graft copolymer with 1.72 N %, **PDMAEMCPS 5:** Poly (DMAEM)-cross linked pregelled starch graft copolymer with 2.1 N %, **PDMAEMCPS 6:** Poly (DMAEM)-cross linked pregelled starch graft copolymer with 2.45 N %

ability and high cost of the adsorbent resins were reported. Among these, polysaccharides, such as chitin and chitosan^[14], cyclodextrin^[15] as well as starch derivatives^[16-18] deserve particular attention with respect to their ability to remove heavy metal ions and dyes from aqueous solutions^[19,20].

In the present work, our research team attempt to explore the adsorption behavior on the newly prepared poly (DMAEM)-cross linked pregelled starch graft copolymer (PDMAEMCPS) having different graft yields expressed as nitrogen (%) (a point that has not been reported). The latter were prepared by grafting different amount of dimethylaminoethyl methacrylate onto cross linked pregelled starch using potassium permanganate /sulphuric acid redox system toward Cu²⁺, Pb²⁺, Cd²⁺, and Hg²⁺ ions removal from their solutions. For this purpose, various factors affecting the adsorption, such as pH, treatment time, extent of grafting, starch dose and recovery of starch were studied in detail. In addition, the ability of PDMAEMCPS to remove acid dyes from their solutions was also reported.

MATERIAL AND METHODS

Materials

Pregelled starch was kindly supplied by Cairo Company for Starch and Glucose, Cairo, Egypt. Dimethylaminoethyl methacrylate stabilized with 0.01% hydroquinone was freshly distilled at 75°C and pressure of 100 mm Hg. It was stored at -10°C until used. Epichlorohydrin, sodium chloride, potassium permanganate, sulphuric, hydrochloric and nitric acids, sodium hydroxide, CuSO₄.5H₂O, Pb(CH₃CO₂)₂.3H₂O, Hg(CH₃CO₂)₂, and CdSO₄ were reagent grade chemicals.

Preparation of cross-linked pregelled starch

100 g pregelled starch was slurred in 150 ml water containing 1.5 g sodium chloride and 8 ml epichlorohydrin. To this slurry, 6 g sodium hydroxide in 40 ml water was added slowly over 30 min. The mixture was stirred for 16 h at room temperature. The slurry now containing cross linked pregelled starch, was adjusted to pH 6.5 with 2% HCl. The product was washed with water, filtered, and then washed with water and ethanol and finally air-dried.

Full Paper

Preparation of poly (dimethylaminoethyl methacrylate)-cross linked pregelled starch graft copolymer having different graft yields

Six levels of poly (DMAEM)-cross linked pregelled starch graft copolymers with different graft yields (expressed as N %), used as adsorbents for (Cu^{2+} , Pb^{2+} , Cd^{2+} and Hg^{2+}) ions in this study, were synthesized by keeping all the grafting reaction conditions constant and varying only the monomer concentration. Details of the conditions used as well as characterization of PDMAEMCPS are given in TABLE 1.

Unless other wise indicated, the graft polymerization reaction was carried out in 100 ml stoppered flasks containing an aqueous solution of monomer (5, 10, 20, 30, 40 and 50 % based on weight of substrate ows). The flasks were stoppered and placed in a thermostatic water bath until the required temperature was reached. Nitrogen gas was purged through this solution to remove the dissolved oxygen. The cross-linked pregelled starch (10 g), (20 mmol / l) KMnO_4 and 50 mmol/l sulphuric acid were then added and the reaction mixture was mixed thoroughly. The total volume was adjusted to be 75 ml. The contents were shaken occasionally during polymerization for 2 h at 45°C . After the desired reaction time, the flask contents were poured over 500 ml of ethanol where a precipitate was formed, which consisted of cross-linked pregelled starch graft copolymer and the homopolymer. The homopolymer poly (dimethylaminoethyl methacrylate) was removed from the reaction mixture by washing the precipitate five times with 400 ml of water / ethanol mixture (30:70, v/v) for 15 min. at room temperature on magnetic stirrer, filtered and finally dried in an electric oven at 60°C for 2h. It was found experimentally that washing five times with a mixture of water/ethanol mixture (30 / 70, v / v) is quite enough for complete removal of homopolymer in physical mixture of pregelled starch / poly (Dimethylaminoethyl methacrylate), by estimating nitrogen % of the mixture after each wash until constant value.

Determination of nitrogen

It was estimated by a well known kejeldhal method^[21].

Proof of grafting

This was done via measuring the nitrogen % of the

grafted samples three times for each sample, as well as their standard deviation. On other word, both the nitrogen % and standard deviation were taken as an evidence or confirmation of grafting of dimethylaminoethyl methacrylate onto cross-linked pregelled starch that is free from nitrogen groups as a starting substrate.

Heavy metal ions removal

An aqueous solution of copper ions (Cu 203 ppm) was prepared by dissolving cupric sulfate ($\text{CuSO}_4 \cdot 5\text{H}_2\text{O}$, 0.8 g) in distilled water 1 liter. Poly (DMAEM)-cross linked pregelled starch graft copolymer (0.25-3.0 %) was then added to the copper solution (100 ml), and the dispersion was stirred for 20 min at room temperature ($26^\circ\text{C} \pm 0.5$) to form a complex with the metal ions. The grafted cross linked starch- heavy metal ions complex was then removed by filtration and the filtrate was used for the residual metal analysis. On the other hand, to evaluate the removal effect of other metal ions, Pb (203 ppm), Cd (194 ppm) and Hg (208 ppm) solutions were prepared by dissolving lead acetate ($\text{Pb}(\text{CH}_3\text{CO}_2)_2 \cdot 3\text{H}_2\text{O}$, 0.374 g), mercuric acetate ($\text{Hg}(\text{CH}_3\text{CO}_2)_2$, 0.33 g) and cadmium sulfate (CdSO_4 , 0.359 g) in distilled water (1 L) respectively.

After the metal solution was treated with the grafted cross-linked starch, residual metal ion content in the filtrate was measured by a colorimetric method using Atomic Absorption Spectrophotometer.

Recovery of the prepared copolymer

Poly (DMAEM)-cross linked starch graft copolymer (1 g) at pH 8 used to remove copper ions was redispersed in distilled water (40 ml), and the dispersion was adjusted to pH 2 by adding 1 N HNO_3 solution. After stirring for 10 min, the dispersion was filtered. The starch residue was washed with water and readjusted to pH 8 with 1 N NaOH and dried at 40°C overnight. The degree of Cu removal using the recovered starch was measured and compared with the unrecovered one.

Dyes removal

0.5 g of Poly (DMAEM)-cross linked pregelled starch graft copolymer and 100 ml of an aqueous solution of dye (100 mg/L) were placed in 125 glass-stoppered flasks without pH adjustment and automatically shaken for 12 h at room temperature ($26^\circ\text{C} \pm 1^\circ\text{C}$).

The flasks content were filtered and the concentration of the dye in the filtrate was measured using a Shimadzu UV/visible Spectrophotometer at maximum wavelength of each dye. The sorption capacity was then calculated and expressed in percentage uptake (R in %), which represents the ratio between the amount-adsorbed dye and the starting amount dye.

$$R\% = \frac{\text{Amount of dye adsorbed}}{\text{Total amount of dye}} \times 100$$

The Acid Orange 12 (AO12), Acid red 14 (AR14) and Acid Orange 7 (AO7) dyes (Aldrich) were used for dye removal on the prepared copolymer.

RESULTS AND DISCUSSION

Effect of pH

Figure 1 represents the effect of changing pH of poly (DMAEM)-cross linked pregelled starch graft copolymer (expressed as N %) on the Cu removal from its solution at fixed nitrogen % i.e. 2.45. It is seen figure 1 that, residual Cu ion concentration in the filtrate decreased when pH increased from 1 to 8. This is in accordance with the results published by Xu et al.^[22], Gue et al.^[23], Kweon et al.^[24] and Zhang et al.^[25].

Due to the protonation and deprotonation of the tertiary amine groups on the surface of cross linked pregelled starch graft copolymer, its adsorption behavior for metal ions is influenced by the pH values as shown in figure 1. The examined test were limited to the pH range from 1-8 because of the known precipitate of Cu (OH)₂ in alkaline medium.

For more detail, at pH 8 the residual metal ion content decreases from 203 ppm as a starting concentration in absence of cross-linked starch copolymer to 65 ppm in presence of it. Further more, the residual metal ion concentration increases by decreasing the pH from 6 to 4 to 2 and finally to 1 but with lesser extent. The decrement in the residual metal ion concentration follows the order: pH 8 > pH 6 > pH 4 > pH 2 > 1.

When the starch pH was 6 or 4, the residual Cu content in the filtrate decreased to 92 ppm or 101 ppm respectively. While at lower pH i.e. 2 and 1 the starch was no longer effective in removing Cu from the solution (i.e. the starch did not show Cu binding activity i.e. not amenable. This can be explained by the fact that at

lower pH value most of tertiary amine groups in the copolymer are protonated. Then cationic repulsion can occur between metal ion species and protonated grafted chains. The opposite hold true at higher pH values (6 to 8). On the other word, most of tertiary amine groups in the copolymer are less protonated which lead to strong complexation between the copolymer and metal ion in question^[26].

Effect of extent of grafting on metal removal

Figure 2 declares the effect of changing the extent of grafting (expressed as N %) of poly (DMAEM)-cross linked pregelled starch graft copolymer (expressed as N %) on the Cu removal from its solution at pH 8. It is seen figure 2 that, for Cu removal, residual metal ion concentration in the solution decreased when nitrogen % of poly (DMAEM)-cross linked grafted starch copolymer increased. So, by increasing the nitrogen % of the copolymer from 0.45 to 2.45 would lead to a decrease in residual metal ion concentration from 203 to 65 as shown before at pH 8. This indicates that the metal ions in the solution interact more likely with higher extent with the tertiary aminated groups of poly (DMAEM)-cross linked starch graft copolymer, which reflect the role of extent or degree of grafting on the heavy metal ions binding activity or removal. The latter was not reported for our knowledge in the literature until now.

Effect of treatment time on the metal removal

Figure 3 shows the effect of treatment time on the removal of Cu ions with poly (MAA) - cross-linked starch graft copolymer at optimum conditions observed before.

It is seen figure 3 that, the Cu removal was completed within the first 20 min. induction period, which indicate that the copper ions rapidly form chelates or interaction with the tertiary amine groups of the cross linked pregelled starch graft copolymer. This rapid interaction will be beneficial for practical application, i.e. the latter copolymer could be used as a filtering resin for a short period of treatment of wastewater during filtration.

Effect of PDMAEMCPS Dose used

When the dose of poly (DMAEM) - cross-linked pregelled starch graft copolymer added to the copper

Full Paper

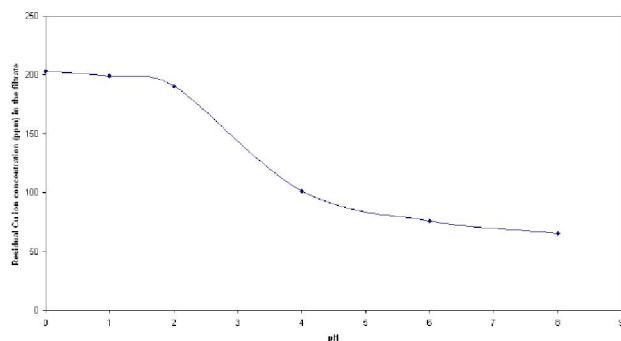


Figure 1 : The relation between residual Cu ion content and pH in the metal-copolymer complex solution. Reaction conditions: PDMAEMCPS, 2 g; initial Cu conc., 203 ppm; total volume, 100 ml; N %, 2.45; time, 20 min; temperature, 26°C±1°C

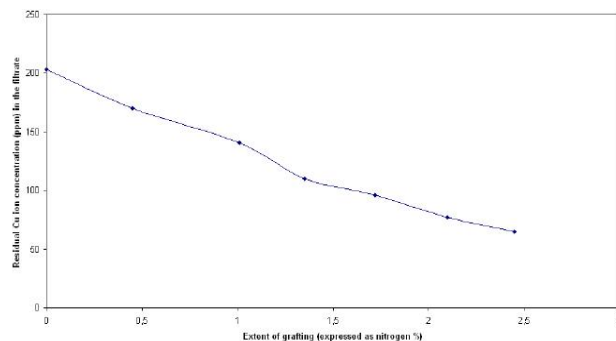


Figure 2 : Effect of varying the extent of grafting (expressed as N %) on the residual Cu ion in the metal-copolymer complex solution. Reaction conditions: PDMAEMCPS, 2 g; initial Cu conc., 203 ppm; total volume, 100 ml; pH, 8; time, 20 min; temperature, 26°C±1°C

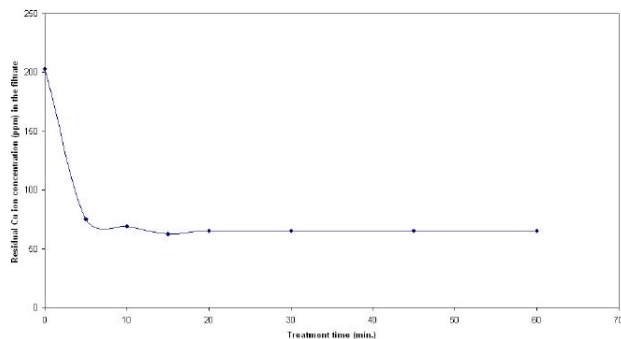


Figure 3 : Effect of treatment time on the residual Cu ions removal using PDMAEMCPS. Reaction conditions: PDMAEMCPS, 2 g; initial Cu conc., 203 ppm; total volume, 100 ml; N %, 2.45; pH, 8; temperature, 26°C±1°C

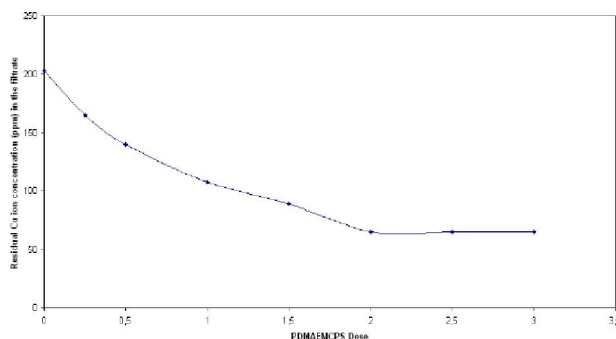


Figure 4 : Effect of dosage of PDMAEMCPS on the residual Cu ions concentration (ppm) removal from metal-copolymer complex solution. Reaction conditions: Initial Cu conc., 203 ppm; total volume, 100 ml; N %, 2.45; time, pH 8, 20 min; temperature, 26°C±1°C

solution (203 ppm Cu) was increased from 0.25 to 3.0 % w/v, the residual Cu content in the filtrate decreased gradually (Figure 4). At 2.45 nitrogen %, the copper ions in the solution were almost completely removed with 2.0 % starch addition based on solution volume, and then leveled off after that. This corresponds to an increase in copolymers active sites as well as saturation occurred at 2.0 % (W/V) at which further increase in starch dosage had little or no effect on metal removal. A point should be useful for establishing the optimum economical dose of PDMAEMCPS in metal removal.

Removal of other heavy metal ions

Six levels of poly (DMAEM) - cross-linked pregelled starch graft copolymers their graft yields ranged from (0.45-2.45 nitrogen %) were used for removing different heavy metal ions from their solutions at a similar concentration (about 200 ppm). The different heavy metal ions used were Pb²⁺, Cd²⁺ and Hg²⁺. The obtained results are set out in Figure 5. Details of the

conditions used are set out elsewhere.

It is seen from figure 5 that, the residual amount of heavy metal ions removed is governed by the % nitrogen (Graft yield) as well as the nature of metal ion used. So, when the nitrogen % increased from 0.45-2.45 the residual removal of heavy metal increased irrespective of the nature of metal ion used. It is also seen that, the synthesized poly (DMAEM) - cross linked pregelled starch graft copolymers are more effective in removing Hg²⁺ than all other metal ions in question and follow the order: Hg²⁺ > Cd²⁺ > Pb²⁺

This can be explained in terms of, the differences between the metal ions in questions with respect to; (a) relative atomic size; (b) ability for metal ion to interact with the polymer; (c) metal ion charge density and (d) reactivity of the metal ion. In addition, Khalil et al.^[27] said that, Hg²⁺ acquires the highest sorption value amongst the variable studied metal ions used i.e. Cu²⁺, Zn²⁺, Co²⁺, Cd²⁺, Pb²⁺.; hence, Hg²⁺ will be used in

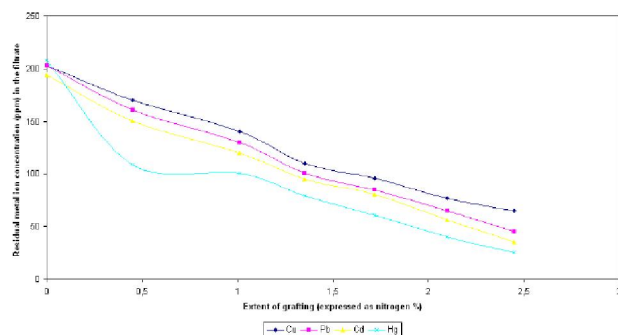


Figure 5 : The relation between changing the extent of grafting (expressed as N %) on the removal of different heavy metal ions in questions. Reaction conditions: PDMAEMCPS, 2 g; initial metal ion conc., about 202 ppm; total volume, 100 ml; pH, 8; time, 20 min; temperature, $26^{\circ}\text{C}\pm 1^{\circ}\text{C}$

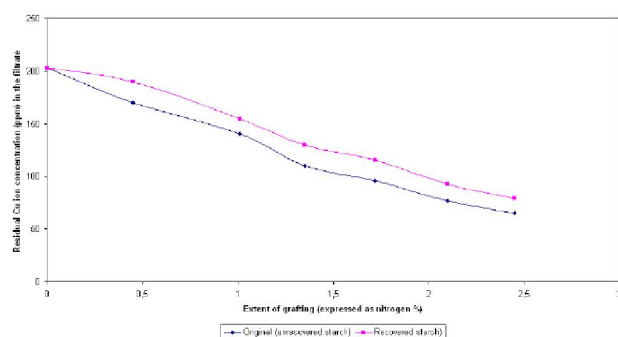


Figure 6 : The difference between original unrecycled starch and recovered one of PDMAEMCPS towards Cu ions removal from the metal-copolymer complex solution. Reaction conditions: PDMAEMCPS, 2 g; initial Cu conc., 203 ppm; total volume, 100 ml; pH, 8; time, 20 min; temperature, $26^{\circ}\text{C}\pm 1^{\circ}\text{C}$

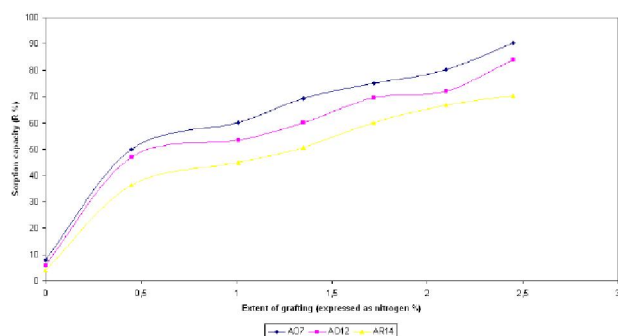


Figure 7 : Relation between extent of grafting (expressed as N %) and sorption capacity of dye adsorbed (R %) on PDMAEMCPS. Reaction conditions: PDMAEMCPS, 0.5 g; Dye conc., 100 mg/L; total volume, 100 ml; time, 12 hr; temperature, $26^{\circ}\text{C}\pm 1^{\circ}\text{C}$

comparing the sorption behavior of different legends. Furthermore, this is in accordance with the results also published by Khalil et al.^[28] for the stability of various legends with nitrogen or oxygen as coordinating atoms

for divalent transition metal ions.

Recovery of starch

Figure 6 shows the comparison of original (unrecovered) starch and recovered one for poly (DMAEM)-cross linked starch graft copolymer under the same condition shown before in the experimental part on copper removal. It is seen from the figure that, the removal efficiency of the recovered starch appears slightly less than that of fresh starch. In case of Cu removal, the recovered starch of 2.45 nitrogen % (pH8) reduced the copper ion content to 79 ppm in comparison to 65 ppm unrecovered starch.

Dyes removal

The sorption capacity (dye uptake R %) was investigated using three types of acid dyes namely Acid Orange 12 (AO12), Acid Red 14 (AR14) and Acid Orange 7 (AO7). The measurement of each dye must be at the maximum wave length of each dye which was as follows: 484, 514 and 484 nm respectively. This was done under the optimized experimental conditions as shown in the experimental part.

On the other hand, to evaluate the influence of the tertiary amine groups on the sorption capacity of anionic dye removal of the prepared copolymers, different tests were carried out using the six copolymers (PDMAEMCPS 1 to PDMAEMCPS 6) having different tertiary amine groups in addition to blank experiment with the polymer with zero nitrogen groups just for comparison. It seen from figure 7 that, at any graft yield, the capacity of dyes removal follows the order: Acid Orange 7 (AO7) > Acid Orange 12 (AO 12) > Acid Red 14 (AR 14).

Furthermore, the amount of dye adsorbed for all dyes in questions increases by increasing the extent graft yields of the prepared copolymers. In other word, the acid dyes display the best interaction or sorption capacity with the copolymers in question containing higher tertiary amine groups (i.e. interaction between tertiary amine groups on the polymer and acid groups in the basic dyes). This was confirmed by the higher sorption capacities of the prepared copolymers that reach a maximum at 90.3 in case of acid Orange 7 (AO7), 83.8 for Acid Orange 12 (AO 12) and 70.2 for Acid Red 14 (AR 14) at higher nitrogen % i.e. 2.452. Moreover,

Full Paper

acidity, molecular size and stereochemistry of the dyes appeared to influence the amount of dye adsorbed on PDMAEMCPS.

CONCLUSION

By cross linking followed by grafting with DMAEM, pregelled starch could become an active and relatively insoluble metal scavenger for heavy toxic divalent cations such as Cu, Pb, Cd and Hg ions contaminated in water as well as efficient acid dyes removal. At low nitrogen % 0.45 of the copolymer, valuable amount of these metal ions (ppm) could be effectively removed from water by dispersing 2.0 % (W/V) of the copolymer for (20 min.) at pH 8 and subsequent filtering the starch-metal complex. The starch could be regenerated by a weak acidic washing. For effective metal removal, the metal solution should not to be acidic. By raising the levels of grafting, metal scavenging activity of the copolymer could be increased up to the level required for industrial application. On the other hand, the latter prepared copolymers could be used also to remove acid dyes from their aqueous solutions and follows the order: Acid Orange 7 (AO7) > Acid Orange 12 (AO 12) > Acid Red 14 (AR 14).

REFERENCES

- [1] G.Crini; Progress in Polymer Science, **30**, 38-70 (2005).
- [2] B.A.Boto, L.Pawlowski; Wastewater treatment by ion exchange, Chapman and Hall, New York, (1987).
- [3] J.Barwicki, L.Pawlowski, A.Cichocki; In: L.Pawlowski(Ed), Physicochemical Methods for Water and Wastewater Treatment, Pergamon, London, (1980).
- [4] C.L.Pearce, J.R.Lloyd, J.T.Guthrie; Dyes and Pigments, **58**, 179-196 (2003).
- [5] Y.Fu, T.Viraraghavan; Bioresources Technology, **79**, 251-262 (2001).
- [6] R.Y.Ning; Desalination, **143**, 237-241 (2002).
- [7] B.V.D.Bruggen, C.Vandecasteele; Environmental Poll., **122**, 435-445 (2003).
- [8] F.Al-Momani, E.Touraud, J.R.Degorce-Dumas, J.Roussy, O.Tomas; J Photochem.Photo-biol.A Chem., **153**, 191-197 (2002).
- [9] U.Von Gunten; Water Res., **37**, 1443-1467 (2003).
- [10] Xu.Shi-Mei, F.Shun, P.GUI, W.Ji-De, Y.Alayiding; Carbohydrate Polymers, **60**, 301-305 (2005).
- [11] Z.Li-Ming, C.Dan-qing; Physicochemical and Engineering Aspects, **205**, 231-236 (2002).
- [12] V.K.Gupta, C.K.Jain, I.Ali, M.Sharma, V.K.Sanin; Water Res., **37**, 4038-4044 (2003).
- [13] N.Calace, E.Nardi, M.Pietroletti; Environmental Poll., **118**, 315-319 (2002).
- [14] M.N.V.R.Kumar; React Funct.Polym., **46**, 1-27 (2000).
- [15] G.Crini, M.Morcellet; J.Sep.Sci., **25**, 789-813 (2002).
- [16] O.B.Wurzburg; In: O.B.Wurzburg, Editor, 'Modified Starches: Properties and Uses', Boca Raton: CRC Oress, (1986).
- [17] Kh.M.Mostafa, A.R.Samerkandy; Journal of Applied Science, **4(2)**, 308-312 (2004).
- [18] P.A.Sanford, J.Baird; In: G.O.Aspinall, Editor, 'Industrial Utilization of Polysaccharides', New York, Academic Press, (1983).
- [19] M.Muthukumar, D.Sargunamani, N.Selvakumar, J.Venkata Rao; Dyes and Pigments, **63(2)**, 127-134 (2004).
- [20] Mokhtar Arami, Nargess Yousefi Limaee, Niyaz Mohammad Mahmoodi; Chemical Engineering Journal, **139(1 & 15)**, 2-10 (2008).
- [21] I.Vogel; 'Elementary Practical Organic Chemistry-Part 3', Quantitative Organic Analysis, Longman Group Ltd. (London), 2nd Ed., 652 (1975).
- [22] Xu.Shi-Mei, S.Feng, G.Peng, Ji-De, Wang, A.Yushan; Carbohydrate Polymers, **60**, 301-305 (2005).
- [23] L.Gue, Z.Shu-Fen, J.B.Zhi, Y.J.Zong; Carbohydrate Polymers, **63(4)**, 487-492 (2005), 301-305 (2006).
- [24] D.K.Kweon, J.K.Kweon, Choi, E.K.Kim, S.T.Lim; Carbohydrate Polymers, **46**, 171-177 (2001).
- [25] L.M.Zhang, D.Q.Chen; Physicochemical and Engineering Aspects, **205(3)**, 231-236 (2002).
- [26] R.Dhodapkar, N.N.Rao, S.P.Pande, S.N.Kaul; Bioresource Technology, **97**, 877-885 (2006).
- [27] M.I.Khalil, M.G.Abdel-Halim; Carbohydrate Research, **324(3)**, 189-199 (2000).
- [28] M.I.Khalil, S.Farag; Journal of Applied Polymer Science, **69**, 45-50 (1999).