

Hydrogenation of Unsaturated Compounds to Irradiation-Quantum Pd/ γ - Al_2O_3 and Pt/ γ - Al_2O_3

Kulnaziya Tugelbayeva, Murat Kunelbayev*, Laura Baikadamova, Akmaral Aidarbekova, Laura Saginbekova, Nazym Kabdylgazynova and Zaurbekova Nurbike

Department of Physics, Faculty of Physics and Mathematics, Kazakh State Women's Teacher Training University, Almaty, Republic of Kazakhstan, Kazakhstan

*Corresponding author: Murat Kunelbayev, Department of Physics, Faculty of Physics and Mathematics, Kazakh State

Women's Teacher Training University, Almaty, Republic of Kazakhstan, Kazakhstan, Tel: +77078296748; E-mail: murat7508@yandex.ru

Received: Feb 03, 2017; Accepted: May 09, 2017; Published: May 16, 2017

Abstract

In the present research, we have made a survey on the influence of γ -rays (^{60}Co sources) on the activity and selectivity of Pd/ γ - Al_2O_3 (0, 5-5% Pd) in the reaction of liquid phase hydrogenation of cyclohexene, nitrobenzol and phenylacetylene. The samples Pd/ γ - Al_2O_3 have been prepared by impregnating method γ - Al_2O_3 , previously calcined at 500°C for 4 hours with an aqueous solution of palladium chloride, followed by drying at 250°C. The resulting samples were recovered in a hydrogen stream for 2 hours at 500°C. The hydrogenation of unsaturated compounds was conducted in a thermo stated glass reactor-a catalyst "duck" in 96% ethanol at 10, 20, 30 and 40°C with simultaneous measuring of the catalyst potential during the reaction relative to the saturated calomel half-cell.

Keywords: Hydrogenation; Radiation; Catalyst; Radiation treatment; Concentration

Introduction

Al_2O_3 is widely used as a carrier for various catalysts [1]. In their works Morterra and Magnacca [2] considered the alumina treated surface for distribution and condition of the active components and catalytic activity in various reactions; high thermal stability has been also investigated which characterizes aluminium oxide [3]. In the works [4,5] they pay much attention to the efficiency of the catalyst. Al_2O_3 contains a certain proportion of cationic vacancies ($\text{Al}_8[\text{Al}_{13}(1/3)2(2/3)]\text{O}_{32}$) [6]. The deposition of precious metals on Al_2O_3 has determined its oxidation-reduction interaction. The precious metal in Pd(Pt)/ Al_2O_3 , according to the data, can exist in at least two different states. In the works of Otto and other authors they used XPS [7-9] and Raman spectroscopy [10], and showed that palladium has two different states on the surface of Pd/ Al_2O_3 samples.

Citation: Tugelbayeva K, Kunelbayev M, Baikadamova L, et al. Hydrogenation of unsaturated compounds to irradiation-Quantum Pd/ γ - Al_2O_3 and Pt/ γ - Al_2O_3 . Int J Chem Sci 2017;15(2):135.

© 2017 Trade Science Inc.

With low concentrations of palladium, we have obtained similar results for the samples Pd/Al₂O₃ Gigola [11,12]. Similar results [9,13] were obtained for Pt/Al₂O₃ system. Al₂O₃ supports the effect of the displacement of the phase transition temperature Pd-PDO. The carrier has a significant effect on the phase transformation, most likely due to the effects of the interaction between the metals (or metal oxide) [14,15].

The nature of the interaction of the metal-carrier in Pd/Al₂O₃ and the catalysts / Al₂O₃ Pt is still not well understood. Several constructions have been proposed for the interaction of Pd with the Al₂O₃ surface. The formation of a two-dimensional surface complex [16] includes the formation of the palladium-aluminate phase due to the stabilization of active cations in EXAFS [17] and the stabilization of palladium in the form of PDO₂ [9]. In the Pt/Al₂O₃ system, the interaction between Pt and Al₂O₃ can result in dissolution of PtO₂ in Al₂O₃ surface layers or formation of PtO₂• Al₂O₃ [13]. Until now, the nature of the interaction between the active component of Pd/Al₂O₃ and the Pt/Al₂O₃ systems and the action of CO+O₂ has not been studied in detail. Our investigation shows [18-23], that palladium can be re-dispersed or agglomerated under oxidizing treatments.

Methods

The hydrogenation of unsaturated compounds was conducted in a thermo stated glass reactor known as catalyst "urinal" in 96% ethanol at 10°C, 20°C, 30°C and 40°C with the simultaneous measuring of catalyst's potential during the reaction of the relatively saturated calomel semi element [3].

In order to analyze the influence of γ -quantas on the activity of catalyst we used the following four samples of Pd/ γ -Al₂O₃: unirradiated (1st method); irradiated system of Pd/ γ -Al₂O₃ (2nd method); catalyst previously irradiated with γ -Al₂O₃ (3rd method) and Pd/ γ -Al₂O₃ prepared from the solution of palladium chloride pre-irradiated with γ -quantas.

Research Procedure

FIG. 1 illustrates the kinetic and potentiometric curves of cyclohexene and nitrobenzene's hydrogenation at Pd/ γ -Al₂O₃ (5% Pd), prepared with the usage of various methods at a 20°C.

In accordance with FIG. 1, the hydrogenation of cyclohexene and nitrobenzene on the unirradiated (curves 1 and 4) and irradiated (curves 2, 3, 5, 6 and 7) samples of Pd/ γ -Al₂O₃ are carried out according to the zero order. This is also supported by the fact that the speed of hydrogenation of these compounds does not depend on the change in their concentration (within the limits equivalent to the absorption of 50-200 ml H₂). The speed rate of cyclohexene's reduction on Pd/ γ -Al₂O₃ irradiated by method 3 (curve 2) is 1.8 times higher, and by method 2 (Curve 3) is 2.5 times higher in comparison with the speed rate observed on the unirradiated catalyst (Curve 1).

In case of the nitrobenzene's hydrogenation, Pd/ γ -Al₂O₃ irradiated according to the methods 2 and 4, also shows a higher activity (2-2.2-fold) than the unirradiated sample [24]. It can be noted here that higher speed of the process corresponds to a more anodic displacement of the catalyst's potential (curves 3 and 6), which in its turn indicates to the more reactive nature of hydrogen sorbed on irradiated γ -quanta Pd/ γ -Al₂O₃.

FIG. 2 illustrates the kinetic and potentiometric curves of hydrogenation of unsaturated connections on 5% Pt/ γ -Al₂O₃ samples unirradiated and irradiated with a dose of 33 krad at 20°C. As the figure suggests, the speed rate of hydrogenation in the irradiated catalysts is 1.5 to 2.2 times higher than in the unirradiated ones, depending on the nature of the connections to be hydrogenated, wherein the shape of the kinetic and potentiometric curves is not replaced.

Selectivity of irradiated catalyst constitutes 74% and this value is lower in comparison with the unirradiated sample by 10%. It should be noted that, when the temperature of hydrogenation is raised up to 40°C the reaction proceeds at a faster rate, but due to some annealing of active centers the effect of radiation is reduced. Since annealing is an activation process, then with an increase of the reaction's temperature, steady-state concentration of the active centers, arising under the influence of radiation on the surface of the catalyst, will accordingly decrease. The correlation between 5% Pt/ γ -Al₂O₃ activity and dose of radiation remains constant at a dosage range of 30 to 100 krad, then the activity of the catalyst declines with an increase of the irradiation dose almost to its initial value.

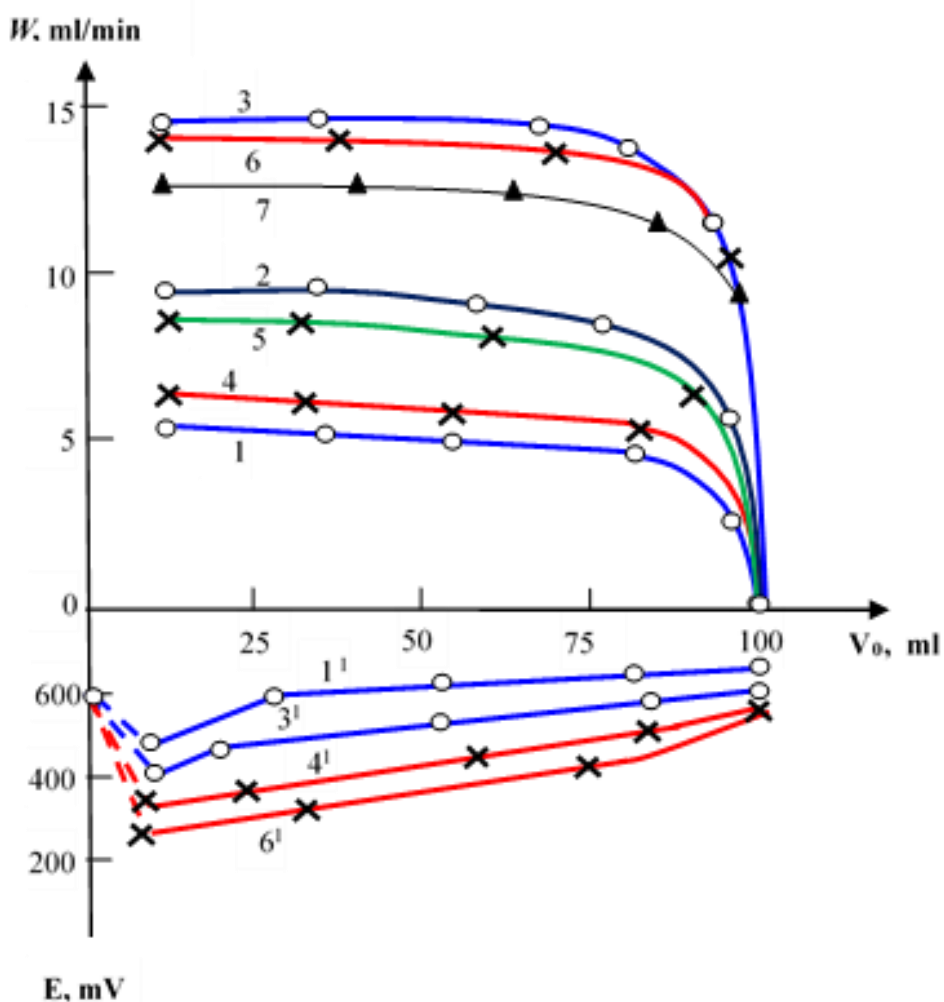


FIG. 1. Kinetic and potentiometric curves of hydrogenation of cyclohexene (1, 2, 3 and 1', 3') and nitrobenzene (4, 5, 6, 7 and 4', 6') respectively in the unirradiated (1 and 4), the radiation dose 58 krad (3 and 6) 5% Pd/ γ -Al₂O₃, 2 and 5-a catalyst prepared on previously irradiated medium dose of 66 krad, 7-catalyst prepared from previously irradiated palladium chloride dose of 66 krad.

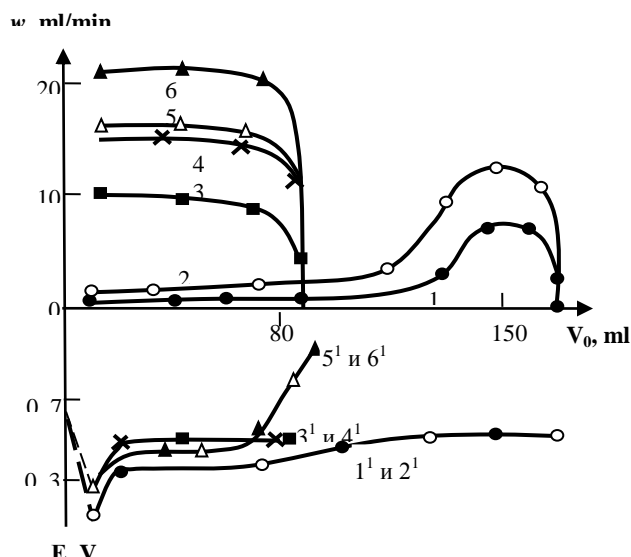


FIG. 2. Kinetic and potentiometric curves of hydrogenation of phenylacetylene (1,2), cyclohexene (3,4), nitrobenzene (5,6) on 5% Pt/ γ -Al₂O₃ samples unirradiated (1, 3, 5) and irradiated (2, 4, 6) with a dose of 33 krad at a 20°C.

However, the selectivity of the process in the case of the hydrogenation of phenylacetylene irradiated at a dose of 11 krad catalyst is higher than the unirradiated and constitutes 96%.

The positive effects resulting from irradiation with γ -quanta are achieved by hydrogenation of phenylacetylene to Pd/ γ -Al₂O₃ as well. (FIG. 3). As the FIG shows, the change in the course of the kinetic (1 and 2) and potentiometric curves (1', 2') comes after one Mole of hydrogen absorption, which indicates to the selectivity of the process. The reduction speed of C \equiv C and C=C ties irradiated by catalyst of method 2 is 1.7 times higher, but, as shown by the results of the chromatographic analysis, the selectivity of the process is lower (S=76%) than in the unirradiated ones (S=88 %).

The observed radiation effect depends on the radiation dose of the catalyst (FIG. 4). The greatest effect is shown by Pd/ γ -Al₂O₃, irradiated with a dose of 40-70 krad, depending on the nature of these hydrogenated compounds. It should be noted that the rate of hydrogenation of nitrobenzene and phenylacetylene by the catalyst irradiated with a dose of 8 Mrad, is greater than the unirradiated sample, while reduction speed of C=C ties decreases rapidly to the initial value [25].

This pattern makes it possible to adjust the selectivity of the process by varying the dose of the catalyst. Thus, the selectivity of the process for the hydrogenation of phenylacetylene on Pd/ γ -Al₂O₃ irradiated with a dose of 8 Mrad increases from 76 to 96%. TABLE 1 shows the results of calculations of the amount of adsorbed and dissolved forms of hydrogen in accordance with the data of the charging curves unirradiated and irradiated with various doses of γ -quanta Pd/ γ -Al₂O₃ at 20°C.

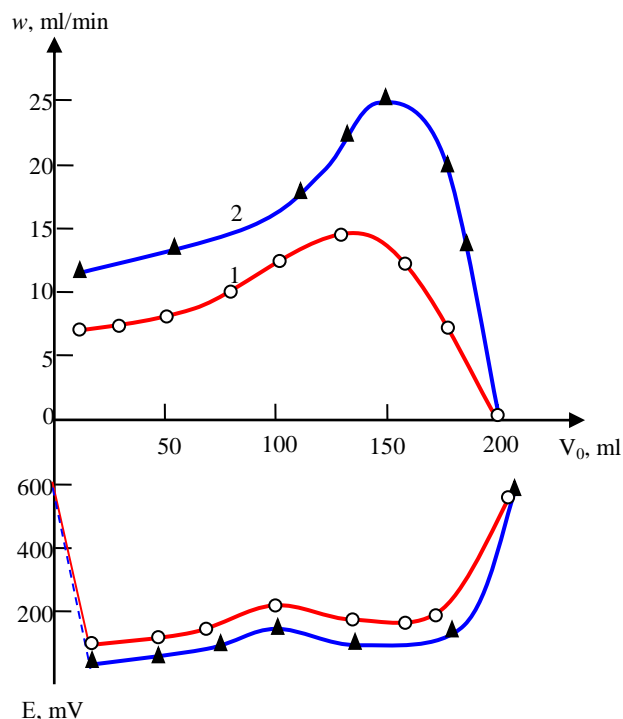


FIG. 3. Kinetic and potentiometric curves of hydrogenation of phenylacetylene on 5% Pt/ γ -Al₂O₃ samples unirradiated (1) and irradiated (2) with a dose of 33 krad.

From the data of TABLE 1 follows that the total amount of hydrogen adsorbed on the irradiated catalyst increases, and when irradiated with a dose of 58 krad constitutes 23 ml of H₂ per 1 g of Pd, i.e., which is almost twice as much as on the unirradiated catalyst. It can also be noted that as the radiation dose of the catalyst is increased by γ -quanta, the amount of dissolved hydrogen increases, the fraction of which determines the selectivity of the process.

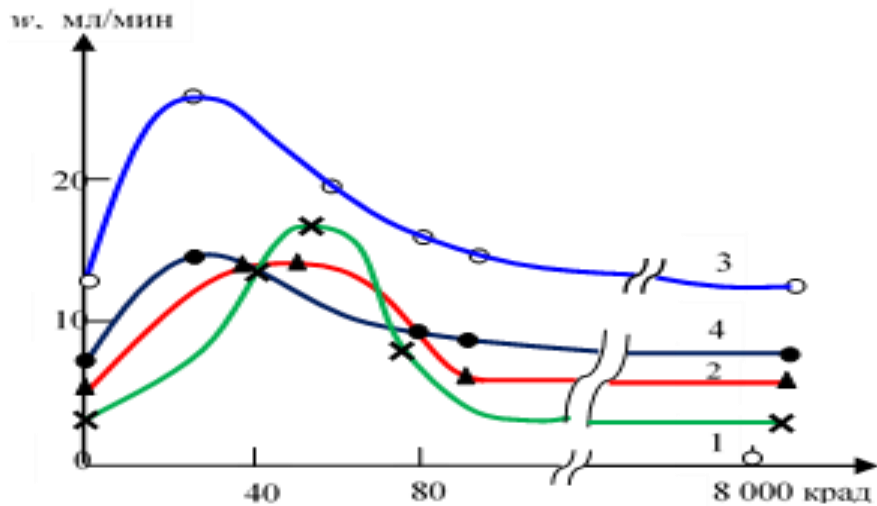


FIG. 4. The hydrogenation of cyclohexene (1), nitrobenzene (2) of styrene (3) and phenylacetylene (4) 5% Pd/ γ -Al₂O₃, irradiated with different doses of γ -quanta.

With an increase of the radiation's dose, probably occurs a partial annealing of morphological and catalytic active centers, emerging under the influence of radiation and responsible for the adsorption and activation of loosely tied form of hydrogen with a catalyst's surface, with is so necessary to saturate the C=C ties. Therefore, there is a sharp fluctuation in the selectivity of the process as a function of the radiation dose, although we can observe a correlation between the speed rate of hydrogenation of unsaturated compounds and the amount of hydrogen adsorbed by the catalyst [26].

TABLE 1. The amount of dissolved and adsorbed forms of hydrogen in the unirradiated and irradiated Pd/ γ -Al₂O₃ at 20°C.

Radiation dose, krad	Amount of H ₂ , ml/g Pd			Solution of hydrogen
	Total	Solution	Adsorption	Adsorbed hydrogen
0	12.0	6.5	5.5	1.18
33	16.0	8.4	7.6	1.10
58	23.0	14.0	9.0	1.55
8000	20.0	12.5	7.5	1.66

It should be noted that the hydrogenation of unsaturated compounds on Pd/ γ -Al₂O₃ unlike Pt/ γ -Al₂O₃ the radiation effect is declined with a decrease of the active phase's concentration (TABLES 2 and 3).

TABLE 2. The hydrogenation of cyclohexene on Pd/ γ -Al₂O₃ at 20°C.

Pd/ γ -Al ₂ O ₃ %	ω , ml/min		$\frac{\omega_{irr}}{\omega_{uni}}$
	Unirradiated	Irradiated with the dose of 58 krad	
5	5.2	13.2	2.5
3	4.8	10.5	2.2
1	3.4	6.2	1.18
0.5	2.2	4.0	1.7

TABLE 3. The hydrogenation of unsaturated compounds on the Pt/ γ -Al₂O₃ at 20°C.

Pd/ γ -Al ₂ O ₃ %	Nitrobenzene			Cyclohexene		
	* ω_{ini} , ml/min	* ω_{irr} , ml/min	$\frac{\omega_{irr}}{\omega_{uni}}$	* ω_{uni} , ml/min	* ω_{irr} , ml/min	$\frac{\omega_{irr}}{\omega_{uni}}$
5	14.4	21.2	1.5	9.9	14.4	1.5
3	9.9	14.3	1.4	5.6	7.8	1.4
1	4.5	8.4	1.9	3.4	6.1	1.8
0.5	2.5	4.9	2.0	1.7	3.4	2.0

* ω -Reaction rate to the absorption of 1/3 mole of H₂.

Conclusion

Overall, the observed radiation effect in the hydrogenation of unsaturated compounds depends on the dose and method of radiation with γ -quanta, the concentration of the active phase and nature of substances to be recovered as well as on the temperature of the reaction. By irradiating the catalyst with different doses, it is possible to stimulate and regulate the selectivity of the process.

REFERENCES

1. Morterra C, Magnacca G. A case study: Surface chemistry and surface structure of catalytic aluminas, as studied by vibrational spectroscopy of adsorbed species. *Catalysis Today*. 1996;27:497-532.
2. Wang CB, Lee HG, Yeh TF, et al. Thermal characterization of titania-modified alumina-supported palladium and catalytic properties for methane combustion. *Thermochim. Acta* 401(2003) 209-16.
3. Ishihara T, Harada K, Eguchi K, et al. Electronic interaction between supports and ruthenium catalysts for the hydrogenation of carbon monoxide. *J Catal.* 1992;136:161-9.
4. Stakheev AY, Kustov LM. Effects of the support on the morphology and electronic properties of supported metal clusters: modern concepts and progress in 1990s. *Appl Catal. A* 188 (1999) 3-5.
5. Mo SD, Xu YN, Ching WY. Electronic and structural properties of Bulk γ -Al₂O₃. *J Am Ceram Soc.* 1997;80:1193-7.
6. Ciuparu D, Pfefferle L. Support and water effects on palladium based methane combustion catalysts. *Appl Catal A-Gen.* 2001;209:415-28.
7. Rodriguez NM, Oh SG, Dalla Betta RA, et al. In-situ electron microscopy studies of palladium supported on Al₂O₃, SiO₂, and ZrO₂ in oxygen. *J Catal.* 1995;157:676-86.
8. Otto K, Hubbard CP, Weber WH, et al. Raman spectroscopy of palladium oxide on γ -alumina applicable to automotive catalysts: Nondestructive, quantitative analysis; oxidation kinetics; fluorescence quenching. *Appl Catal B-Environ.* 1992;1:317-27.
9. Goetz J, Volpe MA, Sica AM, et al. Low-loaded palladium on α -alumina catalysts: characterization by chemisorption, electron-microscopy, and photoelectron spectroscopy. *J Catal.* 1995;153:86-93.
10. Sandoval VH, Gigola CE. Characterization of Pd and Pd Pb α -Al₂O₃ catalysts. A TPR-TPD study. *Appl Catal A-Gen.* 1996;148:81-96.
11. Yao HC, Sleg M, Phunmer HK. Surface interactions in the Pt/ γ -Al₂O₃ system. *J Catal.* 1979;59:365-74.
12. Farrauto SJ, Lampert JK, Hobson MC, et al. Thermal decomposition and reformation of PdO catalysts; support effects. *Appl Catal. B-Gen.* 1995;6:263-70.
13. Datye AK, Bravo J, Nelson TR, et al. Catalyst microstructure and methane oxidation reactivity during the Pd \leftrightarrow PdO transformation on alumina supports. *Appl Catal A-Gen.* 2000;198:179-96.
14. Hoost TE, Otto K. Temperature-programmed study of the oxidation of palladium/alumina catalysts and their lanthanum modification. *Appl Catal A-Gen.* 1992;92:39-58.
15. Lesage-Rosenberg E, Vlaic G, Dexpert H, et al. Exafs analysis of low-loaded palladium on alumina catalysts. *Appl Catal.* 1986;22:211-9.
16. Damyanova S, Bueno JMC. Effect of CeO₂ loading on the surface and catalytic behaviors of CeO₂-Al₂O₃-supported Pt catalysts. *Appl Catal A: Gen.* 2003;253:135-50.

17. Graf PO, De Vlieger DJM, Mojet BL, et al. New insights in reactivity of hydroxyl groups in water gas shift reaction on Pt/ZrO₂. *J Catal.* 2009;262:181-7.
18. Roth D, Gelin P, Primet M, et al. Catalytic behaviour of Cl-free and Cl-containing Pd/Al₂O₃ catalysts in the total oxidation of methane at low temperature. *Appl Catal A: Gen.* 2000;203:37-45.
19. Yoshida H, Nakajima T, Yazawa Y, et al. Support effect on methane combustion over palladium catalysts. *Appl Catal B: Environ.* 2007;71:70-9.
20. Lieske H, Voelter J. Pd redispersion by spreading of PdO in O₂/treated Pd/Al₂O₃. *J Phys Chem.* 1985;89:1841.
21. Chen JJ, Ruckenstein E. Role of interfacial phenomena in the behavior of alumina-supported palladium crystallites in oxygen. *J Phys Chem.* 1981;85:1606-12.
22. Lear T, Hamilton NG, Lennon D. The application of temperature-programmed desorption, adsorption isotherms and temperature-programmed oxidation to investigate the interaction of CO with alumina-supported palladium catalysts. *Catal Today.* 2007;126:219-27.
23. Martínez-Arias A, Hungría AB, Fernández-García M, et al. Light-off behaviour of PdO/gamma-Al₂O₃ catalysts for stoichiometric CO-O₂ and CO-O₂-NO reactions: a combined catalytic activity-in situ DRIFTS study. *J Catal.* 2004;221:85-92.
24. Arnby K, Tornocrona A, Andersson B, et al. Investigation of Pt/γ-Al₂O₃ catalysts with locally high Pt concentrations for oxidation of CO at low temperatures. *Catal.* 2004;221:252-61.
25. Bourane A, Bianchi D. Oxidation of CO on a Pt/Al₂O₃ catalyst: From the surface, elementary steps to light-off tests: I. Kinetic study of the oxidation of the linear CO species. *J Catal.* 2001;202:34-44.
26. Turner JE, Sales BC, Maple MB. Oscillatory oxidation of CO over Pd and Ir catalysts. *Surf Sci.* 1981;109:591-604.