



## **EFFICIENT SYNTHESIS OF QUINOXALINE WITH $KIO_4$ UNDER MILD CONDITIONS**

**VISHVANATH D. PATIL\***

Organic Chemistry Research Laboratory, Department of Chemistry, Changu Kana Thakur Arts,  
Commerce and Science College, New Panvel, RAIGAD (M.S.) INDIA

### **ABSTRACT**

Efficient Synthesis of Quinoxalines derivatives with excellent yields using a catalytic amount of potassium periodate ( $KIO_4$ ) at room temperature. The advantages of this synthetic protocol are a wide substrate range, easy handling and commercially available inexpensive catalyst.

**Key words:** Amine, Quinoxalines, Potassium periodate, Diketones.

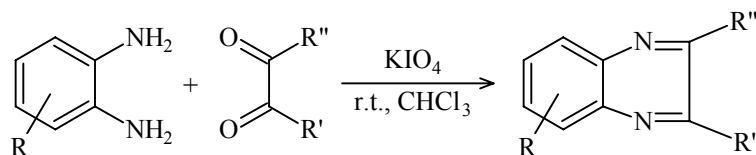
### **INTRODUCTION**

The development of simple, efficient, environmentally-benign and economically viable chemical processes or methodologies for widely used organic compounds is in great demand<sup>1</sup>. Quinoxaline derivatives are an important class of nitrogen containing heterocycles and they constitute useful intermediate in organic synthesis. Quinoxaline derivatives are well known in the pharmaceutical industry and have been shown to possess a broad spectrum of biological activities such as antibacterial, anti-inflammatory, antiviral and anticancer activity<sup>2</sup>.

Research efforts have been focused on finding new catalysts to improve the yield of this condensation reaction. In addition to common Lewis acids, many other catalysts including  $I_2$ ,<sup>3-4</sup> SA,<sup>5</sup> Montmorilinite K-10,<sup>6</sup> SSA,<sup>7</sup>  $H_6P_2W_{18}O_{62} \cdot 24H_2O$ ,<sup>8</sup>  $InCl_3$ ,<sup>9</sup>  $MnCl_2$ ,<sup>10</sup>  $CuSO_4 \cdot 5H_2O$ ,<sup>11</sup> CAN,<sup>12</sup> p-TsOH<sup>13</sup>,  $Ga(OTf)_3$ <sup>14</sup> and microwave<sup>15,16</sup> have been reported. Herein we report a simple, efficient process for the preparation of the biologically important quinoxaline derivatives through the reaction of 1,2-diamines and 1,2-diketones by using potassium periodate as a catalyst.

---

\* Author for correspondence; E-mail: patilvd148@yahoo.in; Fax: 022-27467600



R', R'': Phenyl, Alkyl.

**Scheme 1**

## EXPERIMENTAL

### General experimental procedure

A mixture of o-phenyldiamine (2 m mol), benzil (2 m mol),  $\text{CHCl}_3$  (1 mL) and potassium periodate (0.1 m mol) was stirred magnetically at room temperature and the progress of the reaction was monitored by thin-layer chromatography (TLC). The reaction mixture was filtered and extracted with chloroform (3 x 30 mL). The combined  $\text{CHCl}_3$  extracts were dried with  $\text{Na}_2\text{SO}_4$  and concentrated under reduced pressure. In all the cases, the product obtained after the usual work up gave satisfactory spectral data.

### Spectral analysis

**Entry (1b):** IR (KBr): 696, 772, 1211, 1346, 1580, 1660, 1675, 3059  $\text{cm}^{-1}$ ;  $^1\text{H NMR}$  (300 MHz,  $\text{CDCl}_2$ ):  $\delta$  = 7.56 (m, 5H), 7.33 (m, 5 H); 8.0 (d, 2H,  $J$  = 8 Hz); 8.2 (m, 2H,  $J$  = 8 Hz); Anal. Calcd for  $\text{C}_{20}\text{H}_{14}\text{N}_2$ : C, 85.09; H, 5.02, N, 9.91 Found: C, 85.09; H, 5.00, N, 9.92.

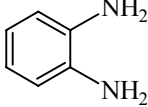
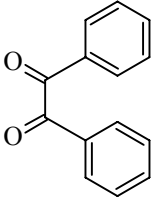
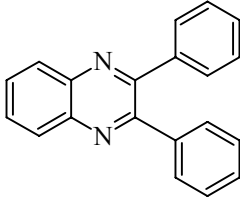
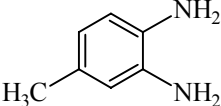
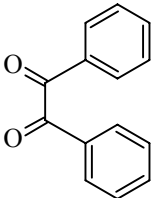
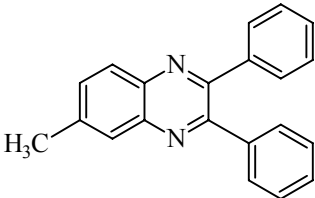
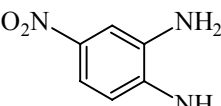
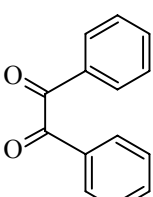
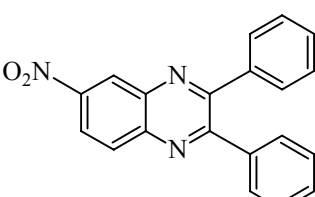
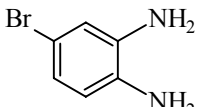
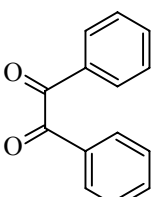
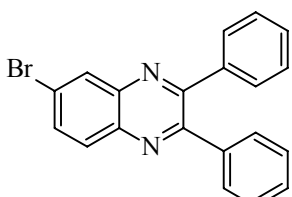
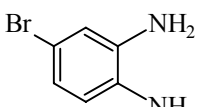
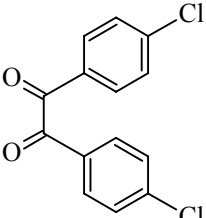
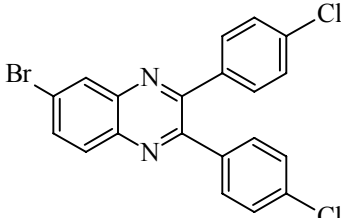
**Entry (4b):** IR (KBr): 682, 772, 1226, 1574, 1622, 1660, 3052  $\text{cm}^{-1}$ ;  $^1\text{H NMR}$  (300 MHz,  $\text{CDCl}_2$ ):  $\delta$  = 7.42-7.85 (m, 10 H), 8.05 (d, 2H,  $J$  = 7.2 Hz); 8.33 (s, 1H,  $J$  = 7.2 Hz); Anal. Calcd for  $\text{C}_{20}\text{H}_{13}\text{N}_3\text{Br}$ : C, 66.32; H, 3.65, N, 7.99 Found: C, 66.35; H, 3.62, N, 7.99.

## RESULTS AND DISCUSSION

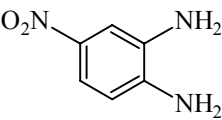
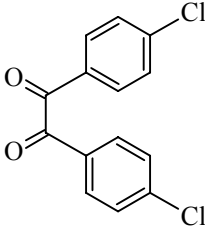
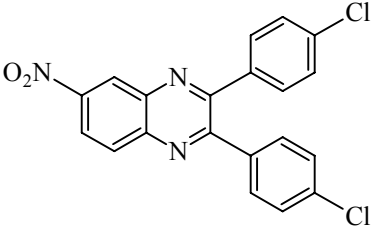
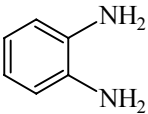
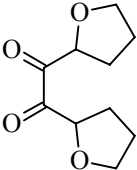
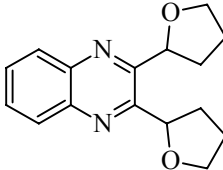
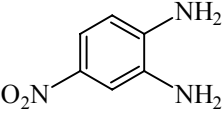
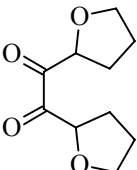
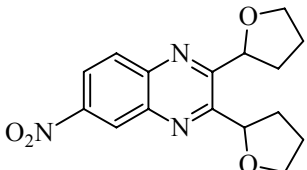
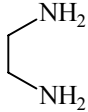
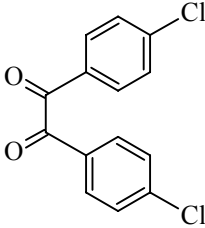
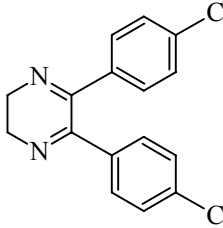
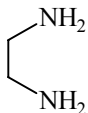
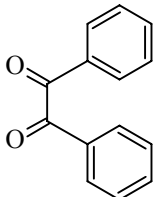
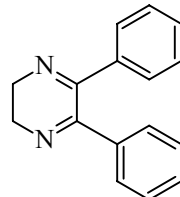
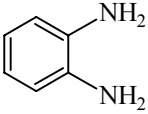

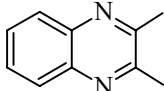
We used a wide variety of compounds to which optimal reaction conditions were applied to prepare a wide range of quinoxalines. The results are summarized in Table 1. In order to expand the scope of this new protocol to synthesize quinoxaline from o-phenylenediamine and diketones, we investigated the reaction in the presence of potassium periodate (Table 1, entries 1-11). Results in Table 1, show that electron-donating groups at the phenyl ring of 1, 2-diamine favored the product with quantitative yields (Table 1, entries 2). In contrast, electron-withdrawing groups such as nitro, chloro and bromo groups afforded slightly lower yields (Table 1, entries 3-6, 8). Ethylene-1, 2-diamine, which was also reacted under similar conditions gave considerable yields (Table 1, entries 9, 10). Different 1,

2-diketones gave excellent yields of quinoxaline derivatives, while 1,2-dialkylketones afforded the reaction (Table 1, entries 11).

**Table 1: Synthesis of quinoxaline in presence of  $KIO_4$  at room temperature**

Entry	1, 2-Diamine <sup>a</sup>	1, 2-Diketone	Product <sup>b</sup>	Time (min)	Yield <sup>c</sup> (%)
1				25	95
2				25	94
3				25	85
4				25	86
5				25	90

Cont...

Entry	1, 2-Diamine <sup>a</sup>	1, 2-Diketone	Product <sup>b</sup>	Time (min)	Yield <sup>c</sup> (%)
6				25	80
7				25	91
8				30	88
9				50	85
10				60	83
11				60	62

<sup>a</sup>The substrate was treated with 1,2-diketones (2 mmol) by using 0.1 mmol of KIO<sub>4</sub> under neat conditions at room temperature.

<sup>b</sup>All products were identified by their IR and <sup>1</sup>H NMR spectra

<sup>c</sup>Isolated yields.

In conclusion, this work describes a method in which  $KIO_4$  is found as a highly efficient catalyst for the synthesis of quinoxaline derivatives. The advantages include low cost, ease of catalyst handling, mild reaction conditions and reactions carried out at room temperature with excellent yields.

### **ACKNOWLEDGEMENT**

The authors acknowledge the partial support of this work by Prof. G. A. Meshram, Associate Professor Department of Chemistry, University of Mumbai, India.

### **REFERENCES**

1. G. A. Meshram and Vishvanath D. Patil, *Tetrahedron Lett.*, **50**, 1117 (2009).
2. (a) W. He, M. R. Meyers, B. Spada, A. Hanney, G. Blider, H. Galzeinski, D. Ami, S. Needle and K. Page, *Med. Chem. Lett.*, **13**, 3097 (2003).  
(b) Y. B. Kim, Y. H. Kim, J. K. Park and S. K. Kim, *Med. Chem. Lett.*, **14**, 541 (2004).
3. R. S. Bhosale, S. R. Sarda, S. S. Ardhapure, W. N. Jadhav, S. R. Bhusare and R. P. Pawar, *Tetrahedron Lett.*, **46**, 7183 (2005).
4. S. V. More, M. N. V. Sastry, C. C. Wang and C. F. Yao, *Tetrahedron Lett.*, **46**, 6345 (2005).
5. H. R. Darabi, S. Mohandessi, K. Aghapoor and F. Mohsenzadeh, *Catal. Commun.*, **8**, 389 (2007).
6. T. K. Huang, R. Wang, L. Shi and X. X. Lu, *Catal. Commun.*, **9**, 1143 (2008).
7. C. Srinivas, C. N. Kumar, V. Jayathirtha Rao and S. Palaniappan, *J. Mol. Catal. A: Chem.*, **265**, 227 (2007).
8. M. M. Heravi, Kh. Bakhtiari, F. F. Bamoharram and M. H. Tehrani, *Monatsh Chem.*, **138**, 465 (2007).
9. P. Hazarika, P. Gogoi and D. Konwar, *Synth. Commun.*, **37**, 3447 (2007).
10. M. M. Heravi, Kh. Bakhtiari, H. A. Oskooie and Sh Taheri, *Heteroat Chem.*, **19**, 218 (2008).
11. M. M. Heravi, Sh. Taheri, Kh. Bakhtiari and H. A. Oskooie, *Catal. Commun.*, **8**, 211 (2007).

12. M. M. Heravi, M. H. Tehrani, Kh Bakhtiari and H. A. Oskooie, *Catal. Commun.*, **8**, 1341 (2007).
13. S. V. More, M. N. V. Sastry and C. F. Yao, *Green Chem.*, **8**, 91 (2006).
14. Qing Shi. Da and Lan Guo, *Synthetic Commun.*, **38**, 3329-3337 (2008).
15. Cai Jing-Jing; Pink, Zou Jian; Qiang, Pan Xiang and Zhang Wei, *Tetrahedron Lett.*, **49**, 7386 (2008).
16. Z. Zaho, D. D. Wisnoski, S. E. Wolkenberg, W. H. Leister, Y. Wang and C. W. Lindsley, *Tetrahedron Lett.*, **45**, 873 (2004).

*Revised : 23.04.2014*

*Accepted : 25.04.2014*