



Trade Science Inc.

ISSN : 0974 - 7508

Volume 9 Issue 1

Natural Products

An Indian Journal

Review

NPAIJ, 9(1), 2013 [30-40]

An overview on *Genus chlorophytum*

Vijai Lakshmi^{1*}, Ashok Kumar Srivastava², Abbas Ali Mahdi¹, Santosh Kumar Agarwal²

¹Division of Biochemistry, C.S.M. Medical University, Central Institute of Medicinal and Aromatic Plants, Lucknow-226001, (INDIA)

²Central Drug Research Institute, Lucknow-226001, (INDIA)

E-mail: vijlakshmius@yahoo.com; ashok_srivastava@cdri.res.in; abbas@rediff.com; santosk2002@yahoo.com

ABSTRACT

The genus *Chlorophytum* (Liliaceae) comprises about 200 species and is distributed mainly in tropical and subtropical countries. It is represented in India by about 15 species, which occur mostly in peninsular India. They are mainly cultivated for their ornamental flowers. Several bioactive compounds have been isolated and characterized from *Chlorophytum* genus. The present review will focus on the secondary metabolites isolated and characterized from the genus and their biological activities.

© 2013 Trade Science Inc. - INDIA

KEYWORDS

Chlorophytum;
Steroidal saponins;
Biological activity.

INTRODUCTION

The genus *Chlorophytum* (Liliaceae) comprises about 200 species and is distributed mainly in tropical and subtropical countries. It is represented in India by about 15 species, which occur mostly in peninsular India. They are mainly cultivated for their ornamental flowers^[1].

BOTANICAL DESCRIPTION

Most of the species are herbs with short root stock fasciated roots often thick, fleshy and tuberous a herb upto a meter tall. Root fibres tuberous, leaves 5-10 mm thin, elliptic-lanceolate, acute, 30-60 cm. long, 1.5-10 cm. broad, strongly nerved, glabrous and shining on both sides, narrowed at base into a winged petiole 15-25 cm. long scape 20-40 cm. long thick, terete. Flowers are very small, white in very lax panicles 30-60 cm. long with ovate-lanceolate, bracts 0. 2-3. 5 cm; Perianth 6, very small 3-10 x 2-5 mm. Subacute, 5-nerved.

Stamens 6, hypoglymous, about 5 mm. long. Capsule 6 x 3 mm., depressed, globose deeply lobed at the apex, transversely veined. Seed solitary, flattened, orbicular, minutely papillose, dull black. Flowering and fruiting period ranges between May-August^[2].

ETHNOMEDICAL USES

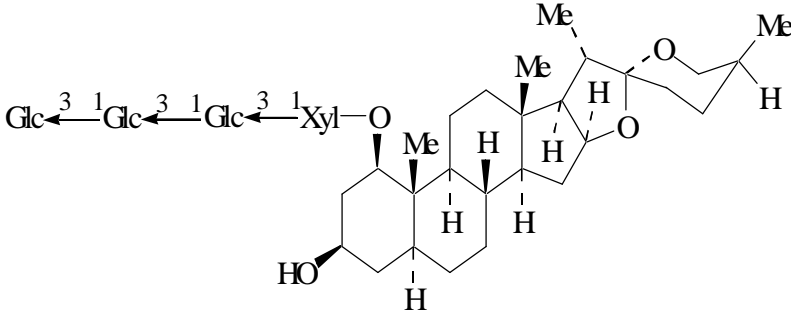
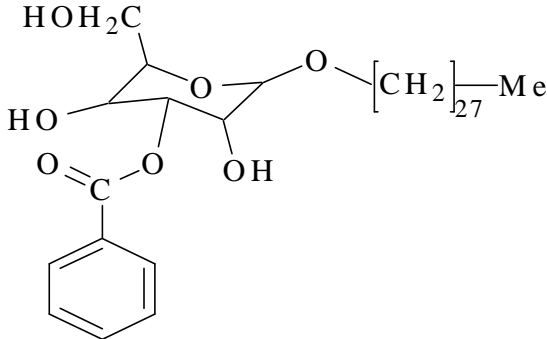
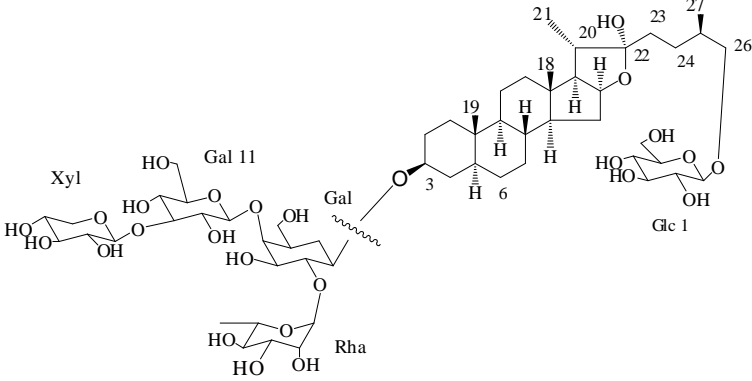
Chlorophytum arundinaceum Baker leaves and flowers are eaten. The plant is used as a substitute for onion. The tubers constitute the drug commercially known as Safed- Musli. The commercial drug contains the tubers of *C.arundinaceum*, *C.tuberosum*. The drug is considered a valuable nervine and general tonic for strength and vigor. The fried powder of the root is chewed in aphthae of mouth and throat. A decoction of the root with turmeric is given in rheumatism. The fruits yield a polysaccharide, galactoglucan. *Chlorophytum comosum*.in Africa, an infusion of the tuber is given as a purgative to children and women after child birth. The cultivar, 'Vittatum', is reported to absorb formaldehyde

Review

vapor and can be used in biological air purification systems such as space stations, energy efficient homes. *Chlorophytum laxum*. leaves are eaten by the tribal people of Western Ghats. A paste of the plant is applied externally to swellings to remove inflammation. *Chlorophytum tuberosum* tender leaves are eaten as vegetable. The tuber is also edible and the

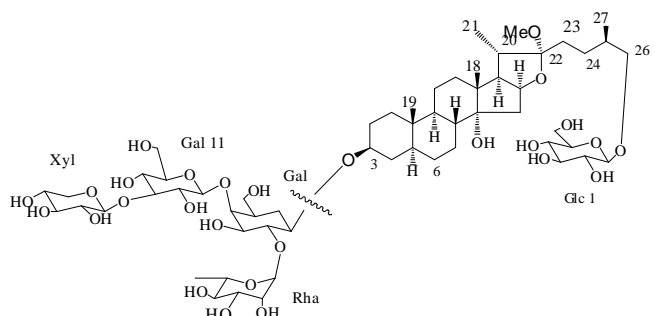
dried ones are used as tonic. The tubers are collected during July-August in Andhra Pradesh. *Chlorophytum borivilianum* are eaten by tribal people of Western Ghats. The roots of *C.nepalense* syn. *C.undulatum* paste of roots mixed with mustard oil is applied in joint pains^[3,4]. Many more workers have worked on the chlorophytum species^[5-10].

TABLE 1

	<p>Source: <i>C. arundinaceum</i>(Roots) [4] M. F.: C₅₀H₈₂O₂₄ Mol. Wt.: 1066 [α]_D: -54.2° (pyridine) M.P.: 260-262°C</p>
<p>Arundinoside A</p>	
	<p>Source: <i>C. arundinaceum</i>(Roots) [11] M. F.: C₄₁H₇₂O₇ Mol. Wt.: 676 M.P.: 208-212°C [α]_D: -10.18° (pyridine) Bio. Activity: Adaptogenic</p>
<p>Arundinoside B</p>	
	<p>Source: <i>C.borivilianum</i>(Roots) [12] M. F.: C₅₆H₉₄O₂₇ Mol. Wt.: 1198 [α]_D²⁰: - 46.0, (c0.10,MeoH) Bio. Activity: antidiabetic & spermtogenic</p>
<p>Borivilianoside A</p>	

Review

*



Borivilanoside B

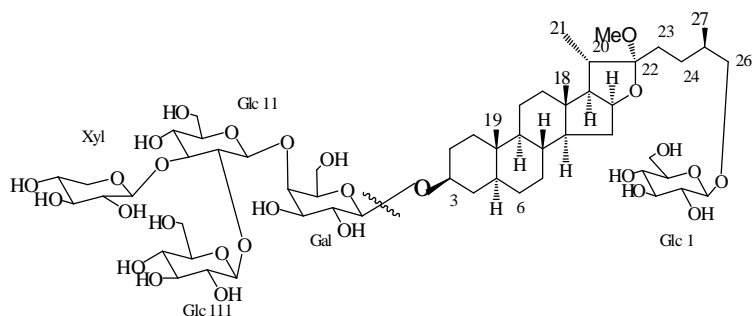
Source:

C. borivilianum(Roots) [12]M. F.: C₅₇H₉₆O₂₇

Mol. Wt.:1212.6043

[α]_D²⁰: - 43.0,

(c0.10,MeoH)

Bio. Activity:
antidiabetic &
spermtogenic

Borivilanoside C

Source: *C. borivilianum* [12]

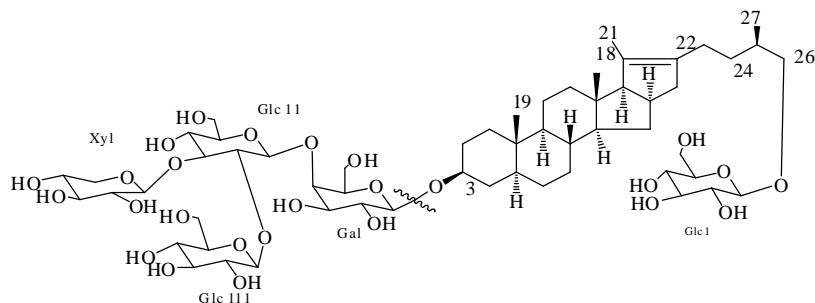
Roots)

M. F.: C₅₇H₉₆O₂₈

Mol. Wt.: 1228.5991

[α]_D²⁰: -

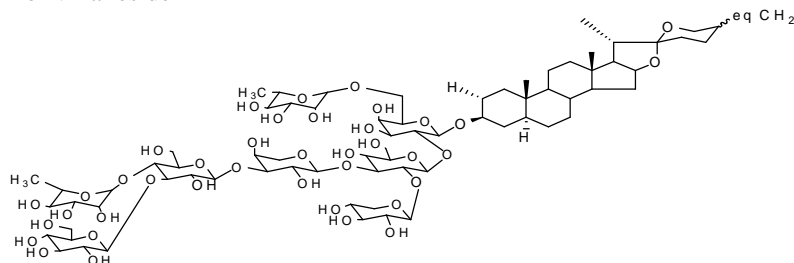
45.6,(c0.08,MeoH)

Bio. Activity:
antidiabetic &
spermtogenic

Borivilanoside D

Source: *C* [12]*borivilianum*(Roots)M. F.: C₅₆H₉₂O₂₇

Mol. Wt.: 1196

α]_D: -32.4,(c0.10,MeoH)Bio. Activity
:antidiabetic &
spermtogenic

Borivilanoside E

Source:

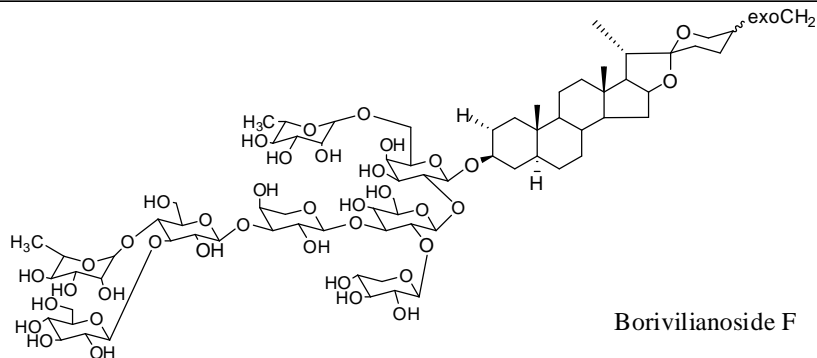
C. borivilianum(Roots)Mol. Fr.: C₇₃H₁₂₀O₃₃₉

Mol. Wt.: 1620

[α]_D²⁰: -

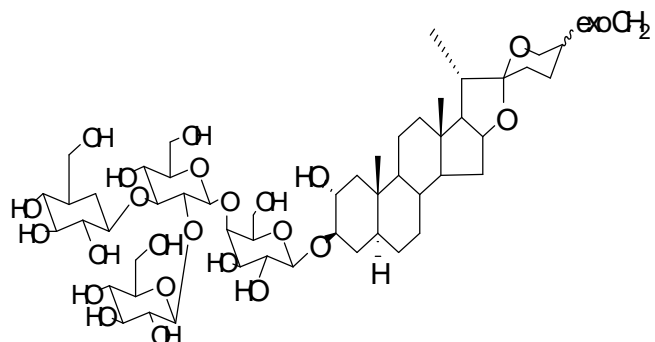
66.7(c0.20,MeoH)

Biol. Activity:
Anticancerous



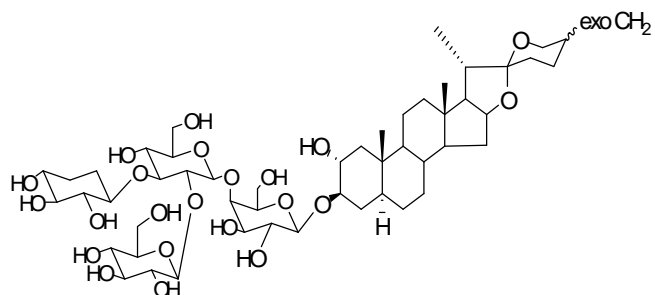
Borivilianoside F

Source: [13]
C. borivilianum (Roots)
 M.F.: C₅₀H₈₀O₂₄
 M.W.: 1048
 $[\alpha]_D^{20}$:-
 65.1 (c0.20, MeoH)
 Bio. Activity: :
 Anticancer



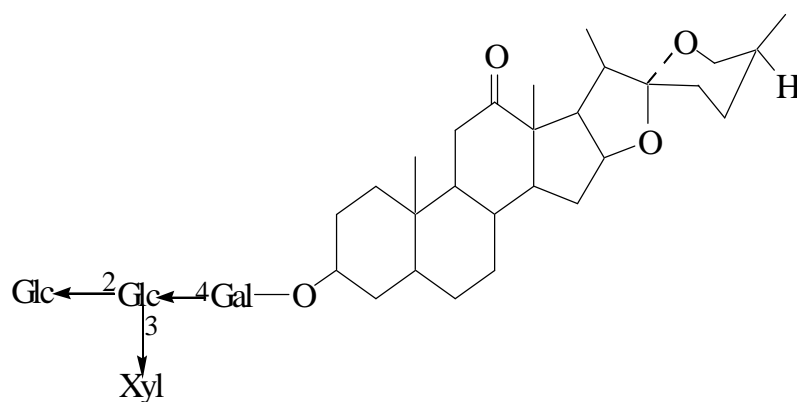
Borivilianoside G

Source: [13]
C. borivilianum (Roots)
 Mol. Fr.: C₅₁H₈₂O₂₄
 Mol. Wt.: 1078
 $[\alpha]_D^{20}$:-
 57.9 (c0.20, MeoH)
 Biol. Activity: :
 Anticancerous



Borivilianoside H

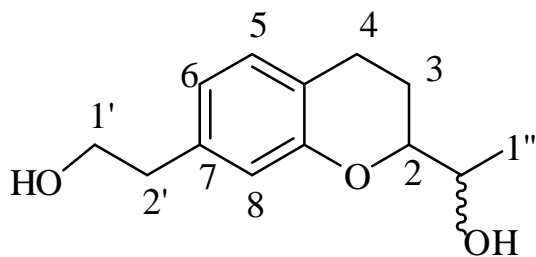
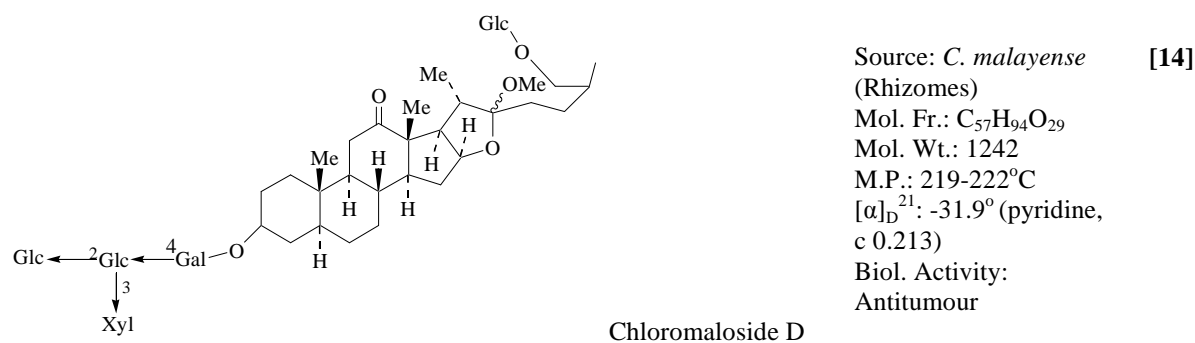
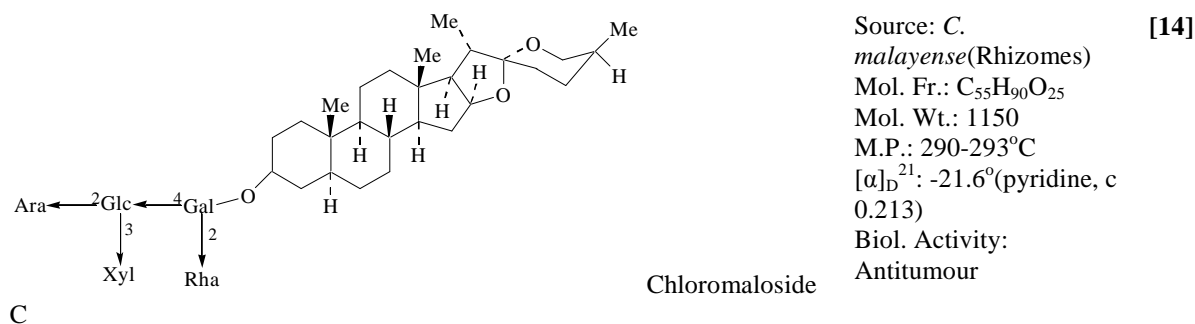
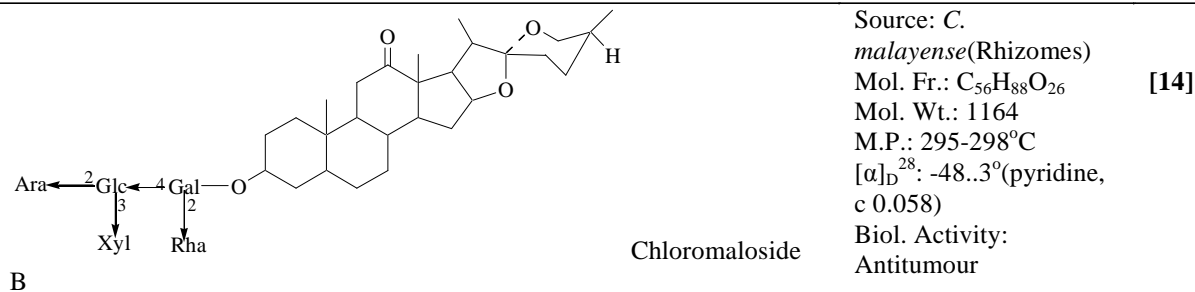
Source: [13]
C. borivilianum (Roots)
 Mol. Fr.: C₅₀H₈₀O₂₄
 Mol. Wt.: 1048
 $[\alpha]_D^{20}$:-
 65.1 (c0.20, MeoH)
 Biol. Activity: :
 Anticancerous



Chloromaloside A

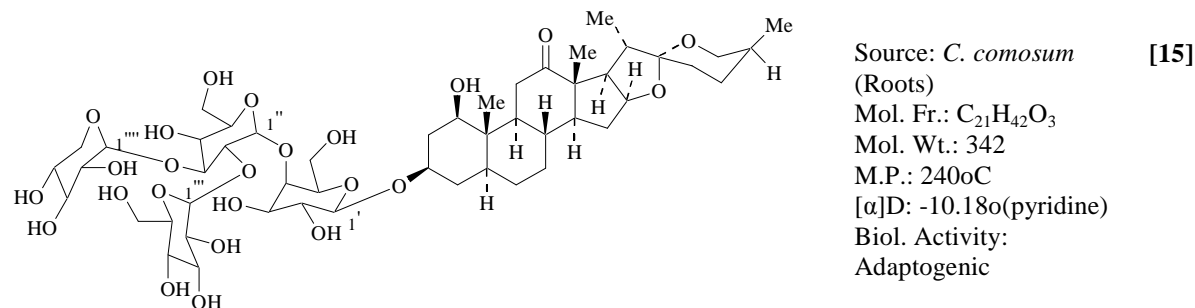
So
 So Source: *C. malayense* (Rhizomes) [14]
 Mol. Fr.: C₅₀H₈₀O₂₃
 Mol. Wt.: 1048
 M.P.: 278-280°C
 $[\alpha]_D^{28}$: -67.6° (pyridine, c 0.037)
 Biol. Activity:
 Antitumour

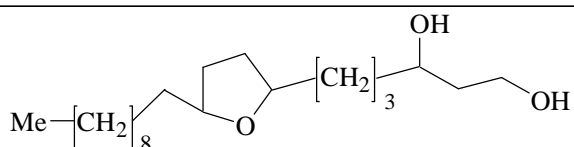
Review



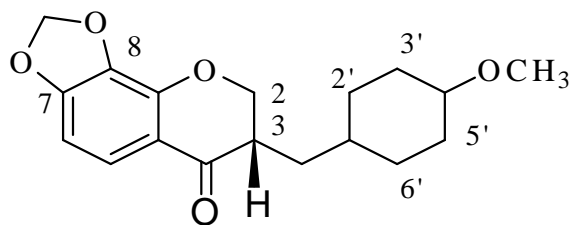
7-(1'-ethoxyethyl),-2-(2''-hydroxyethyl)-3,4-dihydrobenzopyran

Source: *C. inornatum* [15]
 Mol. Fr.: C₁₃H₁₇O₃
 Mol. Wt.: 220.1177
 M.P.: 240°C
 [α]_D: 157.14
 Activity: Antimycobacterial

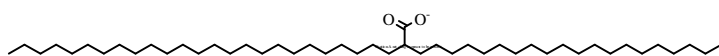




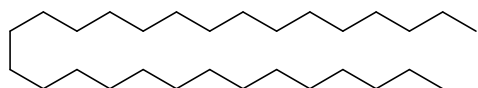
4-Hydroxy-8, 11-oxihenicosanol



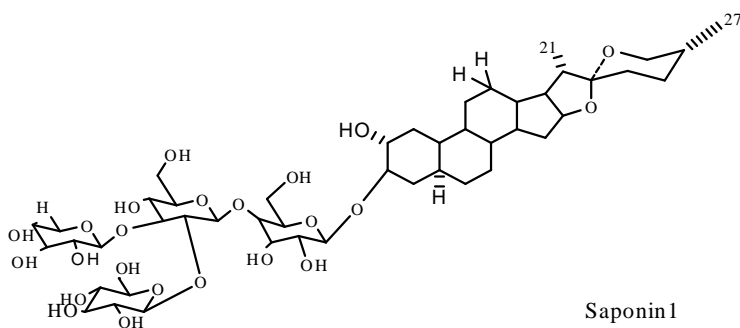
3'-(4'-methoxy benzyl)-7,8 methylene dioxy-chroman-4-one



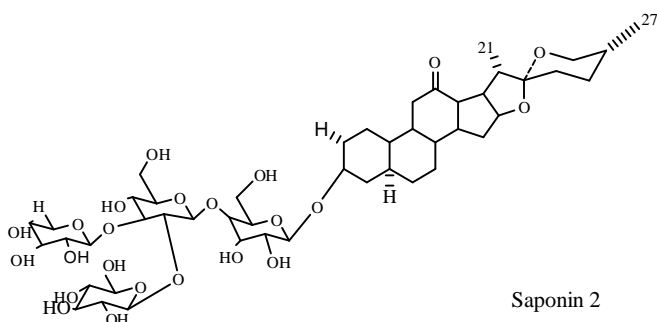
n-Pentacosyldocosanoate



Nonacosane



Saponin 1



Saponin 2

Source: *C. arundinaceum*(Roots) [16]

Mol. Fr.: $C_{21}H_{42}O_3$

Mol. Wt.: 342

M.P.: 240oC

$[\alpha]_D$: -10.18o (pyridine)

Biol. Activity:

Adaptogenic

Source: *C. inornatum* [17]

Mol. Fr.: $C_{18}H_{17}O_5$

Mol. Wt.:312.1071

$[\alpha]_D$: 18.9

Biol.Activity:Antimycobacteri - al activity

Source: *C. arundinaceum* (Roots) [18]

Mol. Formula.:

$C_{47}H_{94}O_2$

Mol. Wt.: 692.285

[18]

Source: *C. arundinaceum* (Roots)

Mol. Fr.: $C_{29}H_{60}$

Mol. Wt.: 408.60

M.P.: 65-67o

Biol. Activity:

Adaptogenic

Source: *C. comosum* (Roots) [15]

M. F.: $C_{46}H_{72}O_{23}$

M. W.: 992.446

Biol. Activity:

Antitumor

Source: *C. comosum* (Roots) [15]

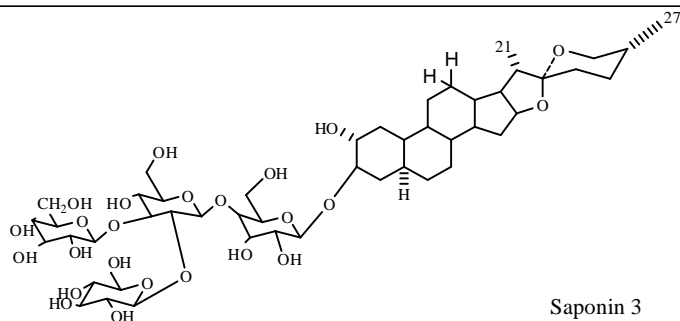
M. F.: $C_{46}H_{70}O_{23}$

M. W.: 990.431

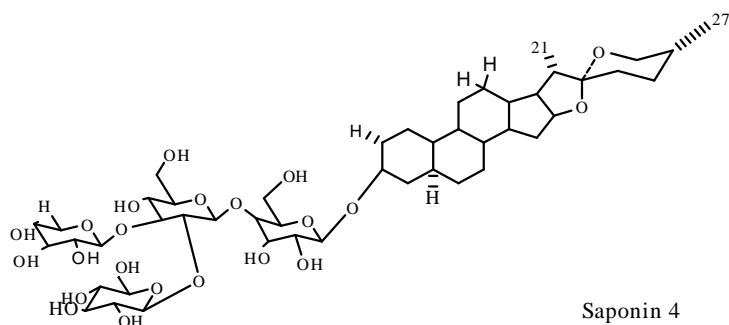
Biol. Activity:

Antitumor

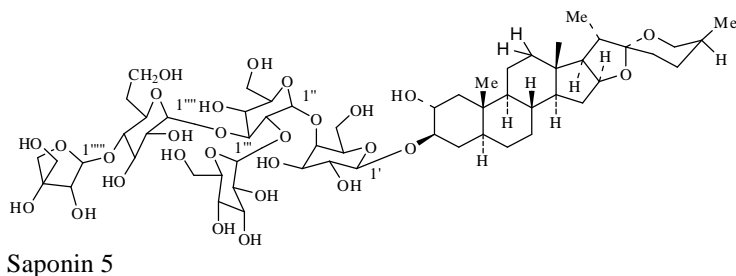
Review



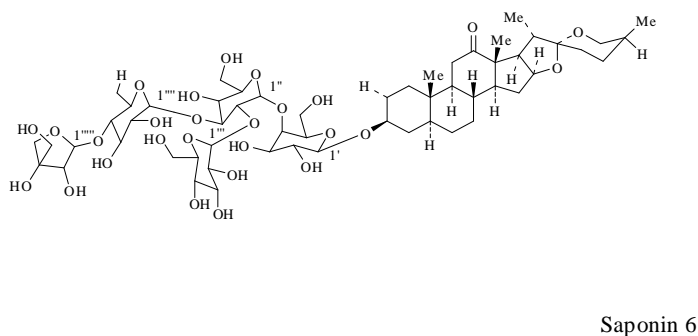
Source: *C. comosum* [15]
(Roots)
M. F.: C₄₇H₇₄O₂₄
M. W.: 1022.457
Biol. Activity:
Antitumor



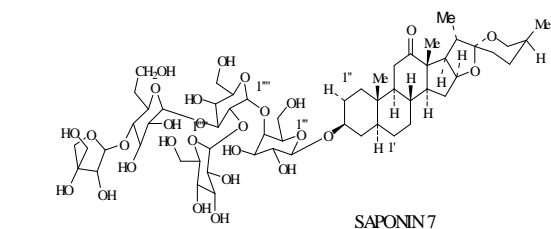
Source: *C. comosum* [15]
(Roots)
M. F.: C₄₆H₇₂O₂₂
M. W.: 976.452
Bio. Activity: Antitumor



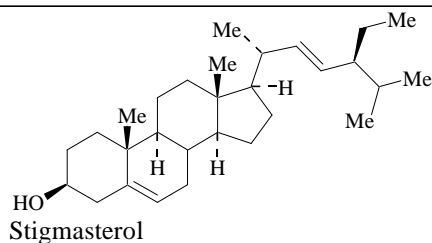
Source: *C. comosum* [15]
(Roots)
Mol. Fr.: C₅₆H₉₂O₂₈
Mol. Wt.: 1212
[α]_D₂₅: -43o(CHCl₃-
MeOH,
1:1, c=0.010)
Biol. Activity:
Antitumor



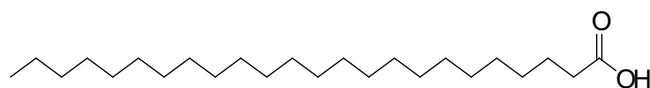
Source: *C. comosum* [15]
(Roots)
Mol. Fr.: C₅₅H₈₈O₂₇
Mol. Wt.: 1180
Biol. Activity:
Antitumor
[α]_D₂₅: -20o(CHCl₃-
MeOH,
1:1, c=0.010



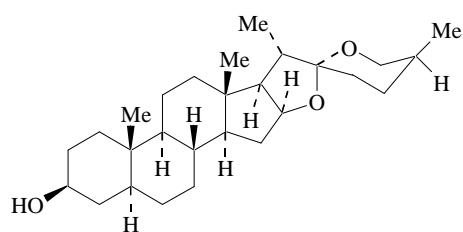
Source: *C. comosum* [15]
(Roots)
Mol. Fr.: C₅₆H₉₀O₂₈
Mol. Wt.: 1210
[α]_D₂₅: -14.0o (CHCl₃-
MeOH,
1:1, c=0.010)
Biol. Activity:
Antitumor



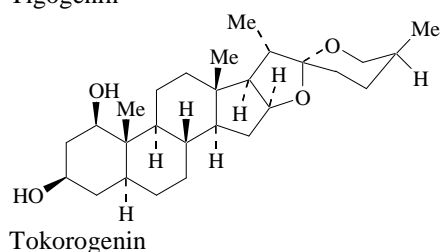
Source: *C. arundinaceum*(Roots) [18]
 Mol. Fr.: C₂₉H₄₈O
 Mol. Wt.: 412.69
 M.P.: 155oC (dec.)
 [α]D₂₈: -51o(chloroform, c=2)



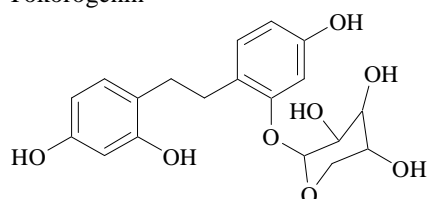
Source: *C. arundinaceum*(Roots) [16]
 Mol. Fr.: C₂₄H₄₈O₂
 Mol. Wt.: 368.365
 M.P.: 520.34k



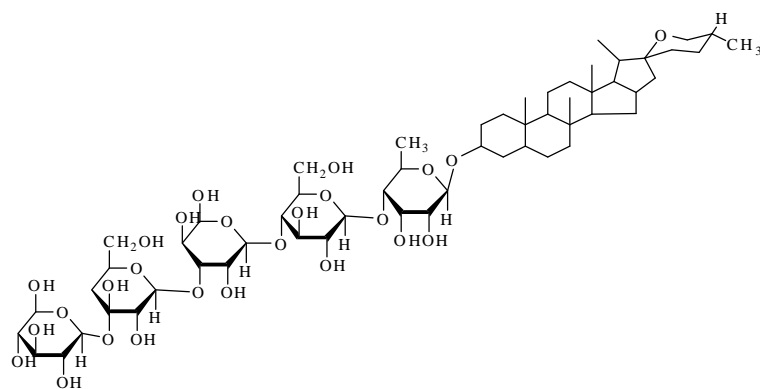
Source: *C. arundinaceum*(Roots) [18]
 Mol. Fr.: C₂₇H₄₄O₃
 Mol. Wt.: 416.64
 M.P.: 200oC
 [α]D: -69° (chloroform)
 Biol. Activity: Adaptogenic



Source: *C. arundinaceum*(Roots) [18]
 Mol. Fr.: C₂₇H₄₅O₄
 Mol. Wt.: 433
 M.P.: 260-262oC
 [α]D: -39o(pyridine)
 Biol. Activity: Adaptogenic

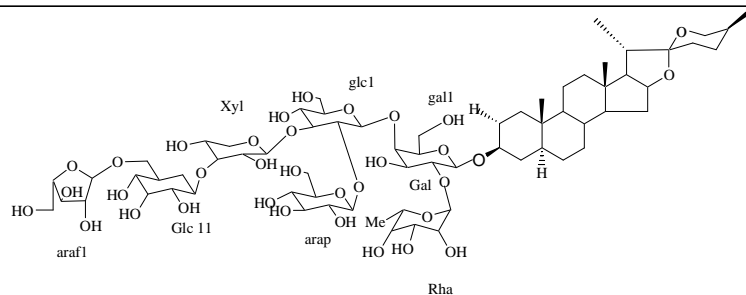


Source: *C. arundinaceum*(Roots) [19]
 Mol. Fr.: C₁₉H₂₂O₈
 Mol. Wt.: 378
 M.P.: 110oC
 [α]D: -34o (pyridine)
 Biol. Activity: Adaptogenic



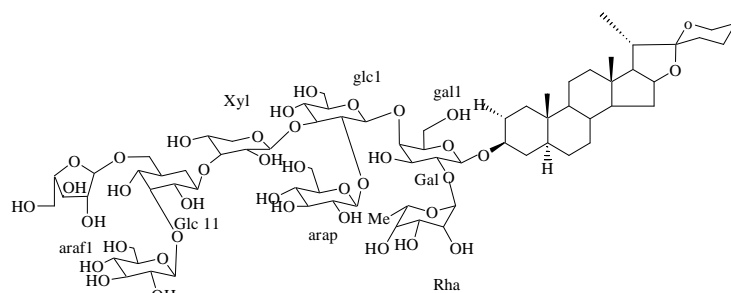
Source: *C. nimonii* (aerial part) [20,21]
 M.F.: C₅₅H₉₀O₂₅
 M.W.: 1150
 M.P.: >300 °C
 Bio. Activity: Antihyperglycemic, antilipidemic

Review



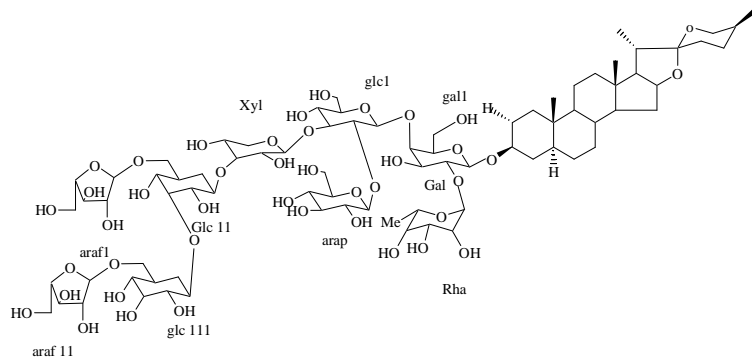
Source:
C.orchidastrum(Roots) [22]
 Mol. Fr.: $C_{66}H_{108}O_{34}Na$
 Mol. Wt.: 1467.6620
 $[\alpha]_{20D}$: -50.9,
 (c=0.19,MeoH)
 Biol. Activity:
 Antitumor

Orchidastrum A



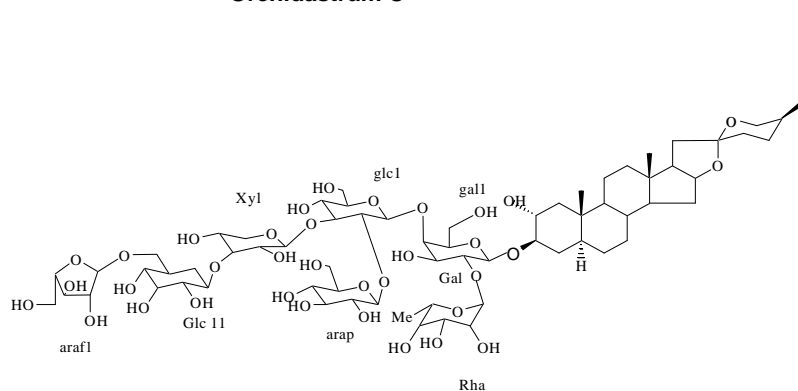
Source:
C.orchidastrum(Roots) [22]
 Mol. For.: $C_{72}H_{118}O_{39}Na$
 Mol. Wt.: 1629.7148
 $[\alpha]_{20D}$: -70.2,
 (c=0.19,MeoH)
 Biol. Activity:

Orchidastrum B



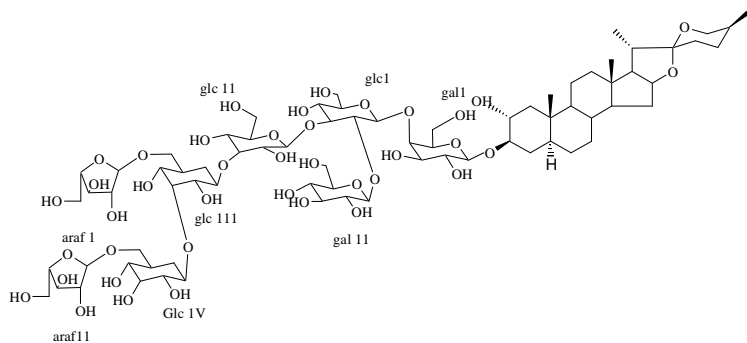
Source:
C.orchidastrum(Roots) [22]
 Mol. For. $C_{77}H_{126}O_{43}Na$
 Mol. Wt.: 1761.757
 $[\alpha]_{20D}$: -55.1,
 (c=0.14,MeoH)
 Biol. Activity: antitumor

Orchidastrum C



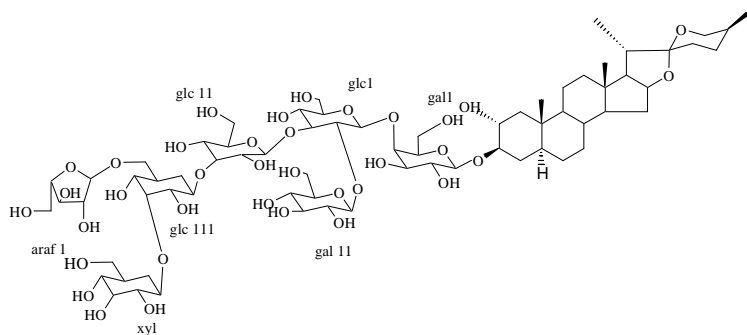
Source:
C.orchidastrum(Roots) [22]
 Mol. For.: $C_{66}H_{108}O_{35}Na$
 Mol. Wt.: 1483.6569
 $[\alpha]_{20D}$: -55.1,
 (c=0.20,MeoH)
 Biol. Activity: antitumor

Orchidastrum D



Oorchidastrum E

Source: [22]
C.orchidastrum(Roots)
 Mol. Fr.: $C_{73}H_{120}O_{42}Na$
 Mol. Wt.: 1691.7152
 $[\alpha]_{20D}$: -60.4,
 (c=0.30,MeoH)
 Biol. Activity:



Orchidastrum F

Source: [22]
C.orchidastrum(Roots)
 Mol. Fr.: $C_{67}H_{110}O_{37}Na$
 Mol. Wt.: 1529.6624
 $[\alpha]_{20D}$: -52.1,
 (c=0.19,MeoH)
 Biol. Activity: Antitumor

CHEMICAL COMPOUNDS AND ASSOCIATED BIOLOGICAL ACTIVITIES

Chlorophyllum comosum and *Chlorophyllum borivilianum* are the widely investigated species for their chemical constituents and biological evaluations. The other species which have been investigated are *C.malayense*, *C.arundinaceum*, *C.laxum*. [TABLE 1]

ACKNOWLEDGEMENTS

The author(VL) is thankful to the Council of Scientific and Industrial Research (HRDG), New Delhi for the award of emeritus scientist to complete the work and Director CSIR-Central Drug Research Institute, Lucknow, India for providing an excellent library facilities of the Institute to compile the data on the genus *Chlorophyllum*.

REFERENCES

[1] R.N.Chopra, S.L.Nayar, I.C.Chopra; Glossory of

- Indian Med.Plants, CSIR Publication, New Delhi, India, 62 (1956).
 [2] The wealth of India; Raw materials, published by PID council of scientific and industrial research, New Delhi, 3, 482-483 (1950).
 [3] Manandhar; Ethnobotanical notes on certain medicinal plants used by tharus of dang-deokhuri District, Nepal., Int.J.Crude Drug Res., 23(4), 153-159 (1985).
 [4] M.Tandon, Y.N.Shukla; Arundinoside A, a new spirostane saponin from *Chlorophyllum arundinaceum*., J.Indian Chem.Soc., 74, 56-58 (1997).
 [5] A.Aberoumand, S.S.Deokule; Total phenolic contents of some plant foods as a antioxidant compound, J.Food Tech., 8(3), 131-133 (2010).
 [6] N.P.Visavadiya, A.V.R.L.Narasimhacharya; Ameliorative effect of chlorophyllum borivilianum root on lipid metabolism in hyperlipaemic rats, Clin.Exp.Pharmacol.Physiol., 34, 244-9 (2007).
 [7] S.Narasimhan, R.Govindarajan, M.Vijayakumar, S.Mehrotra; Free radical scavenging potential of *Chlorophyllum tuberosum* Baker, J.Ethnopharmacol, 104(3), 423-5 (2006).

Review

- [8] R.D.Kenjale, R.K.Shah, S.S.Sathaye; Anti-stress and anti-oxidant effects of roots of *Chlorophytum borivilianum* (Santa Pau & Fernandes), Indian J.Exp.Biol., **45(11)**, 974- 979 (2007).
- [9] N.S.Chauhan, V.Sharma, M.Thakur, V.K.Dixit; Curculigo orchioides: The black gold with numerous health benefits, Chin Integr Med., **8(7)**, 613-623 (2010).
- [10] G.Valya, A.Ragan, V.S.Raju; In vitro antimicrobial activity of the root extract of Chloroform arundenaceum, Nat.Prod.Radiance, **8**, 503-506 (2009).
- [11] M.Tandon, Y.N.Shukla; Arundinoside B, a new acylated glucoside from *Chlorophytum arundinaceum*. Indian J.Chem., **35(9)**, 988-989 (1996).
- [12] A.Debabrata, M.-O.Anne-Claire, K.Nutan, M.Tomofumi, P.Thomas, L.D.Marie-Aleth; Furostane a type of steroidal saponin from the root of chlorophytum borovilium, Helv Chim Acta, **91(12)**, 2262-2269 (2008).
- [13] A.Debabrata, M.-O.Anne-Claire, K.Nutan, M.Tomofumi, P.Thomas, L.D.Marie-Aleth; Cytotoxic spirostane-type saponins from the roots of *Chlorophytum Borivilianum*, J.Nat.Prod., **72(1)**, 177-181 (2009).
- [14] Xing-Cong Li, De-Zu Wang, Chong-Ren Yang; Steroidal saponins from *Chlorophytum malayense* (Rhizomes). Phytochemistry, **29(12)**, 3893-3898 (1990).
- [15] Y.Mimaki, T.Kanmoto, Y.Sashida, .Nishino, Y.Satomi, H.Nishino; Steroidal saponins from the underground parts of *Chlorophytum comosum* and their inhibitory activity on tumor promoter-induced phospholipids metabolism of He La cells, Phytochemistry, **31**, 1405-1410 (1996).
- [16] M.Tandon, Y.N.Shukla, R.S.Thakur; 4-Hydroxy-8, 11-oxidohenicosanol and other constituents from *Chlorophytum arundinaceum* roots, Phytochemistry, **31(7)**, 2525-2526 (1992).
- [17] O.Dannell, B.F.Gemma, S.Gibbons; Antimycobacterial activity of *Chlorophytum inornatum*, Phytochemistry, **67(2)**, 178-182 (2006).
- [18] M.Tandon, Y.N.Shukla; Sapogenins, from *Asparagus adscendens* and *Chlorophytum arundinaceum*, J.Indian Chem.Soc., **69**, 893 (1992).
- [19] M.Tandon, Y.N.Shukla; A bibenzyl xyloside from *Chlorophytum arundinaceum*, Phytochemistry, **32(6)**, 1624-1625 (1993).
- [20] V.Lakshmi, K.Pandey, R.Roy, B.S.Joshi, A.K.Chandra Srivastva, Raina Deepak, A.K.Rastogi; Patent: Isolation of tigonin pentaglycoside from *C.nimonii*., US Patent No. 7160866, 09.01 (2007).
- [21] V.Lakshmi, R.Kumar, K.Pandey, B.S.Joshi, R.Roy, K.P.Madhusudanan, P.Tiwari, A.K.Srivastava; Structure and activities of a steroidal saponin from *Chlorophytum nimonii* (Grah) Dalz, Nat.Prod.Res., **23**, 1-10 (2009).
- [22] A.D.Debabrata, -C.M.Anne, N.Kaushik, T.Miyamoto, P.Thomas, J.F.Mirjolet, O.Duchamp, -A.L.-D.Marie; Steroidal saponins from *Chlorophytum Orchidastrum*, J.Nat.Prod., **73**, 7-11 (2010).