

A Facile Synthesis of New Heterocyclic Compounds from Thiourea and Urea, which Links with Some Hexoses

Amira A Ghoneim^{1,2*} and Nesrin Morsy³

¹Chemistry Department, College of Science, Al-Jouf University, Sakaka, Kingdom of Saudi Arabia

²Chemistry Department, Faculty of Science, Zagazig University, Zagazig, Egypt

³Department of Organometallic and Organometalloid Chemistry, National Research Centre, Dokki, Egypt

*Corresponding author: Amira A Ghoneim, Chemistry Department, College of Science, Al-Jouf University, Sakaka, Kingdom of Saudi Arabia, Tel: 00966541609390; E-mail: aa_amiraatef@yahoo.com

Received: May 25, 2017 Accepted: June 24, 2017; Published: June 25, 2017

Abstract

Background: Thiourea was considered as an important compound which produced industrial chemical products, and synthesis of heterocyclic compounds. Urea and thiourea derivatives were an important in purification factors for organic and inorganic wastes. The research methodology deals with three component cycloaddition phenols and urea with benzaldehyde in the presence of absolute ethanol at 80°C for 8 h, under reflux after compellation reaction the product linkage with some sugar.

A series of new thiourea and urea derivatives have synthesized by the reaction of multicomponent such as phenol, benzaldehyde and urea or thiourea to yield a new amides derivatives 4a, 4b and 6a, 6b respectively. The amide compounds have condensed with a different monosaccharide sugars like (D-glucose, D-galactose, and D-fructose) afforded new N-glucoside compounds.

Keywords: Thiourea; Urea; N-glucosides ; D-Glucose

Introduction

There are a large number of antibiotics and chemotherapeutics for medical uses although antibacterial agents created a new antimicrobial resistance in the last decade's [1-4]. Thiourea is consider an important compounds which produce industrial chemical products, and at synthesis of heterocyclic compounds [5]. Urea and thiourea derivatives are an important in purification factors for organic and inorganic wastes [6]. Thiourea and urea derivatives exhibited a high biological activity

Citation: Ghoneim AA, Morsy NM. A Facile Synthesis of New Heterocyclic Compounds from Thiourea and Urea, which Linkage with Some Hexoses. *Org Chem Ind J.* 2017;13(3):114.

© 2017 Trade Science Inc.

[7,8] act as antiviral, anticancer, anticonvulsant, analgesic and HDL-elevating properties [9]. Thiourea is one of the most important organic compounds: shows marked biological activity, such as corrosion inhibitors, antioxidant, and polymer compounds [10]. Furthermore, the nucleosides in addition to modified C-nucleoside, which have a large number of medical properties such as antiviral, antibiotic and antitumor activities [11-15]. We reported that newly synthesized compounds attachment with carbohydrate moieties to increase the biological activities of urea and thiourea derivatives.

Results and Discussion

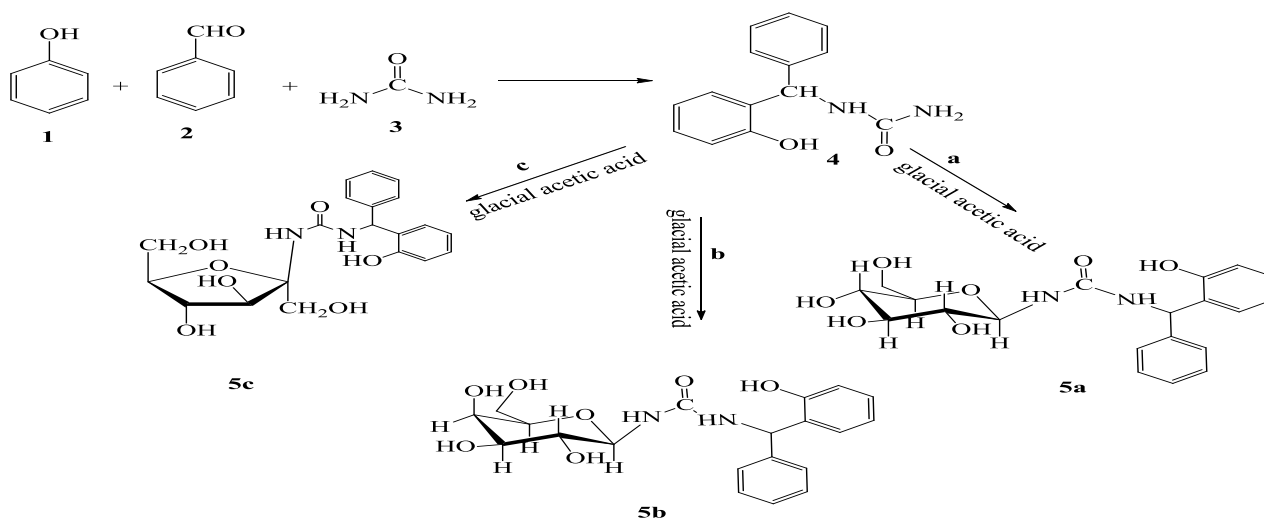
The goal of the research is to prepare urea and thiourea derivatives and then interact it with some of the monosaccharides such as D-glucose, D-galactose and D-fructose to give glycosides derivatives.

Compound 4 was prepared by condensation of phenol and urea with benzaldehyde in the presence of absolute ethanol at 80 °C for 8 h in yield 78%. The compound 4 has characterized by ¹HNMR and IR spectra. yielded 78% followed by condensation with equimolar amounts from a series of monosaccharide sugars such as D-glucose, D-galactose and D-fructose in presence of acetic acid used as catalyst yielded cyclic glycosides derivatives 5a, b and c, respectively. The structure of all compounds have confirmed by ¹HNMR and IR spectra. The configuration of all glycosides derivatives were β based on indication from ¹HNMR where the coupling constant (J=6 to 7MHz) of anomeric protons in these compounds.

Scheme 1

The IR spectrum showed all compounds gave absorption bands from 3250 to 3425 cm⁻¹ due to the O–H and N–H stretching vibration and appears another strong band at 1642 to 1686 cm⁻¹ due to carbonyl vibration of the amide. ¹HNMR of compound 4 showed a peak at 9.03 ppm due to (CO–NH) group and also appeared another signal around at 7.63 ppm

SCHEME 1. Synthesis of N-glycoside Compounds 5a, 5b and 5c.



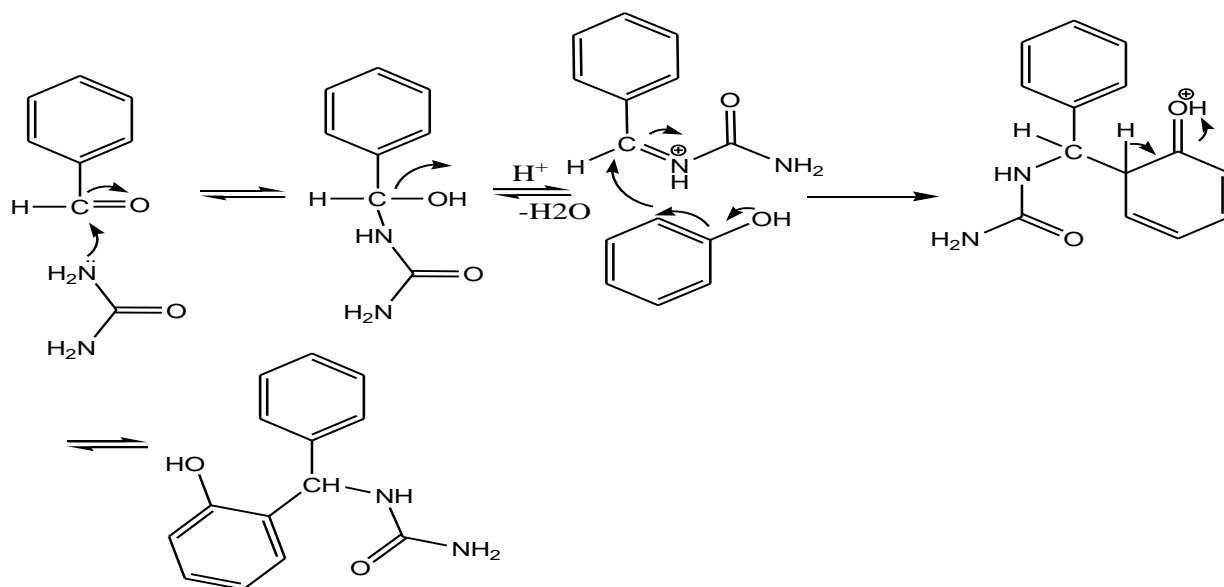
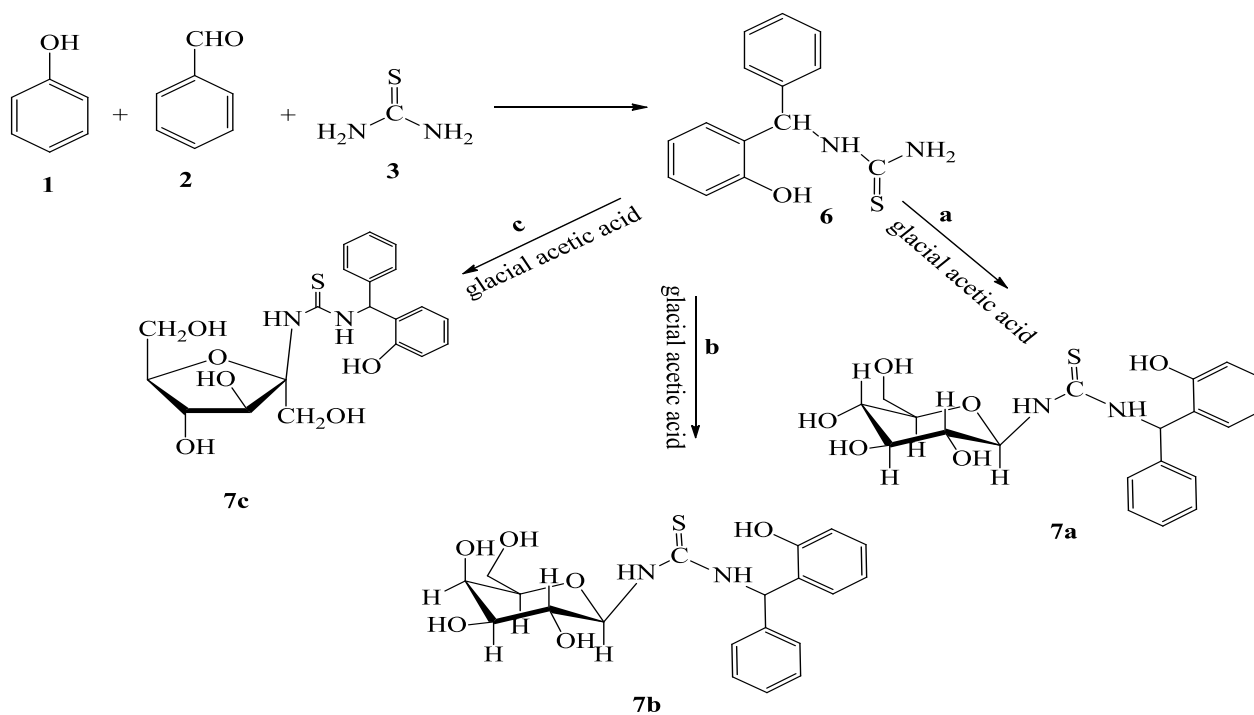
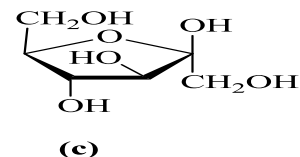
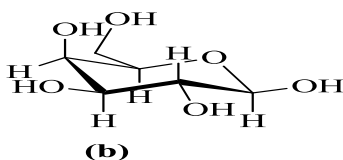
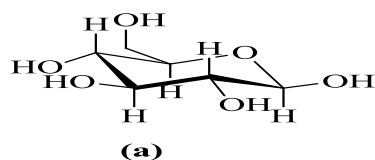


FIG. 1. Predicted mechanism of synthesis compound 4.

Scheme 2

The suggested mechanism for cyclization of compound 4 according to The Biginelli reaction in Scheme 2. Similarly, the multi components of phenol and thiourea with benzaldehyde 2 in absolute ethanol afforded compounds 6 followed by coupling with different monosaccharides sugar gave compounds 7a, 7b and 7c.

SCHEME 2. Synthesis of *N*-glucoside Compounds 7a, 7b and 7c.



Experimental Section

General procedures

Melting points were determined on Electro thermal IA 9,100 series digital melting point apparatus in capillaries and are uncorrected. IR spectra were obtained in the solid state as potassium bromide discs using a Perkin-Elmer model 1430 spectrometer. ¹HNMR spectra were recorded on a Varian/Gemini 400 MHz spectrometer in DMSO-d₆ as a solvent and TMS as an internal standard (chemical shifts in δ , ppm). Mass spectra were measured on an instrument VG-7035 at 70 or 15 eV. Elemental analyses have performed at the Micro analytical Centre, Cairo University, Giza, Egypt.

General Procedure for the synthesis of 4 and 6: A mixture of benzaldehyde (1 mmol), anhydrous phenol (1 mmol), thiourea and/or urea (1 mmol) was allowed to heat at 100°C for different hours with stirring. The process of reactions is monitored by TLC. The reaction mixture has evaporated under vacuum. The residue recrystallization by methanol.

1-((2-hydroxyphenyl) (phenyl) methyl) urea (4): Yield 89%; m.p. 123-125°C; IR (KBr) ν =3383, 3275, 3174, 1613, 1412, 1468 cm⁻¹; ¹HNMR (400 MHz, DMSO): δ 9.03 (s, 1H, NH), 7.63 (s, 2H, NH₂), 6.83-7.82 (m, 9H, Ar-H), 6.02 (s, 1H, OH), 5.27 (s, 1H, C-H). Anal. Calcd for: C₁₄H₁₄N₂O₂, (242.27): C, 69.41; H, 5.82; N, 11.56. Found: C, 69.43; H, 5.80; N, 11.59.

1-((2-hydroxyphenyl) (phenyl) methyl) thiourea (6): Yield 86%; m.p. 152-154 °C; IR (KBr) ν =3423, 3256, 3061, 1529, 1213, cm⁻¹; ¹HNMR (400 MHz, DMSO): δ 10.21 (s, 1H, NH), 8.24 (s, 2H, NH₂), 6.83-7.82 (m, 9H, Ar-H), 5.27 (s, 1H, OH), 4.95 (s, 1H, C-H). Anal. Calcd for: C₁₄H₁₄N₂OS, (258.34): C, 65.09; H, 5.46; N, 10.84; S, 12.41. Found: C, 65.18; H, 5.42; N, 10.64; S, 12.39.

General Procedure for the Synthesis of 5a, 5b, 5c and 7a, 7b, 7c: A mixture of amide derivatives 4 or 6 (1 mmol) and series monosaccharide (1mmol) was refluxed in absolute ethanol (10 ml) in the presence of drops of glacial acetic acid for 6 h. After cooling the solid was filtered off and recrystallized from ethanol.

1-((2-hydroxyphenyl) (phenyl) methyl)-3-(1-deoxy- β -D-glucopyranosyl) urea (5a): Yield 76%; m.p. 144-146 °C; IR: 3416-3378 (OH), 1679 (C=O), 1610 (C=N). ¹HNMR (400 MHz, DMSO): δ 3.40-3.43 (m, 2H, H-6',6''), 3.46 (m, 1H, H-5'), 3.32 (m, 1H, H-4'), 3.27 (t, J=7.4 Hz, 1H, H-3'), 4.71 (dd, J=7.4 Hz, J=7.8 Hz, 1H, H-2'), 4.42 (m, 1H, OH), 4.79 (d, J=6.4 Hz, 1H, OH), 6.52 (d, 1H, J=6.6 Hz, H'1), 6.18 (s, 2H NH), 5.63 (t, J=4.6 Hz, 1H, OH), 7.02-7.32 (m, 9H, Ar-H), 5.27 (s, 1H, OH), 4.60 (s, 1H, C-H). Anal. Calcd. for: C₂₀H₂₄N₂O₇, (404.42): C, 59.40; H, 5.98; N, 6.93. Found: C, 59.38; H, 5.96; N, 6.96.

1-((2-hydroxyphenyl) (phenyl) methyl)-3-(1-deoxy- β -D-galactopyranosyl) urea (5b): Yield 59%; m.p. 110-112°C; IR: 3510-3480 (OH), 1678 (C=O), 1612 (C=N). ¹HNMR (400 MHz, DMSO): δ 3.72-3.59 (m, 2H, H-6',6''), 3.62 (m, 1H, H-5'), 3.32 (m, 1H, H-4'), 3.27 (t, J=7.4 Hz, 1H, H-3'), 3.27 (dd, J=7.4 Hz, J=7.8 Hz, 1H, H-2'), 4.46 (m, 1H, OH), 4.49 (d, J=6.4

Hz, 1H, OH), 6.34 (d, 1H, J=6 Hz, H¹) 5.63 (t, J=4.6 Hz, 1H, OH), 5.79 (t, J=4.6 Hz, 1H, OH), 6.11 (s, 2H, NH). IR: Anal. Calcd for: Anal. Calcd. for: C₂₀H₂₄N₂O₇, (404.42): C, 59.40; H, 5.98; N, 6.93. Found: C, 59.37; H, 5.98; N, 6.95.

1-((2-hydroxyphenyl) (phenyl) methyl)-3-(1-deoxy-β-D-fructopyranosyl) urea (5c): Yield 68%; m.p. 177-179 °C; IR: 3410-3380 (OH), 1674 (C=O), 1615 (C=N). ¹HNMR (400 MHz, DMSO): δ 8.03 (s, 1H, NH), 6.93-7.32 (m, 9H, Ar-H), 6.32 (s, 1H, C-H), 5.63 (s, 1H, OH), 3.63-3.57 (m, 5H, 2'-H, 3'-H, 4'-H, 5'-H, 6',6''-H), 3.02 (s, 2H, CH₂). Anal. Calcd for: C₂₀H₂₄N₂O₇, (404.41): C, 59.40; H, 5.98; N, 6.93. Found: C, 59.44; H, 5.97; N, 6.94.

1-((2-hydroxyphenyl) (phenyl) methyl)-3-(1-deoxy-β-D-glucopyranosyl)thiourea (7a): Yield 56%; m.p. 155-157 °C; IR: 3410-3380 (OH), 1674 (C=O), 1615 (C=N). ¹HNMR (400 MHz, DMSO): δ 3.76-3.59 (m, 6H, H-6',6'', H-5', H-4', H-3', H-2'), 4.53 (m, 1H, OH), 4.49 (d, J=6.4 Hz, 1H, OH), 7.30 (m, 1H, H¹), 5.33 (s, 1H, OH), 5.65 (t, J=4.6 Hz, 1H, OH), 5.79 (t, J=4.6 Hz, 1H, OH), 9.36 (s, 1H, NH). δ Anal. Calcd for: C₂₀H₂₄N₂O₆S, (420.48): C, 57.13; H, 5.75; N, 6.66; S, 7.63. Found: C, 57.17; H, 5.72; N, 6.63; S, 7.67

1-((2-hydroxyphenyl)(phenyl)methyl)-3-(1-deoxy-β-D-galactopyranosyl)thiourea (7b): Yield: 69.5%; m.p. 148-150°C; IR: 3400-3375 (OH), 1674 (C=O), 1615 (C=N). ¹HNMR (400 MHz, DMSO): δ ¹HNMR (400 MHz, DMSO): δ 3.62-3.49 (m, 3H, H-6',6'', H-5'), 3.32-3.27 (m, 3H, H-4', H-3', H-2'), 4.46 (m, 1H, OH), 4.49 (d, J=6.4 Hz, 1H, OH), 7.19 (m, 1H, H¹), 5.65 (t, J=4.6 Hz, 1H, OH), 5.69 (t, J=4.6 Hz, 1H, OH), 7.23 (s, 2H, NH). Anal. Calcd for: C₂₀H₂₄N₂O₆S, (420.48): C, 57.13; H, 5.75; N, 6.66; S, 7.63. Found: C, 57.11; H, 5.71; N, 6.62; S, 7.64

1-((2-hydroxyphenyl) (phenyl) methyl)-3-(1-deoxy-β-D-fructopyranosyl) thiourea (7c): Yield 73%; m.p. 199-201°C; IR: 3450-3204 (OH), 1668 (C=O), 1595 (C=N). ¹HNMR (400 MHz, DMSO): δ 6.12 (s, 1H, NH), 6.96-7.42 (m, 9H, Ar-H), 5.82 (s, 1H, C-H), 5.43 (s, 1H, OH), 3.63-4.05 (m, 5H, 2'-H, 3'-H, 4'-H, 5'-H, 6',6''-H), 3.21(s, 2H, CH₂). Anal. Calcd for: C₂₀H₂₄N₂O₆S, 420.48: C, 57.13; H, 5.75; N, 6.66; S, 7.63. Found: 57.15; H, 5.73; N, 6.63; S, 7.63.

Conclusions

In summary, we have synthesized novel new compounds by three compounds condensation of urea or thiourea with benzaldehyde and phenol to produce 1-((2-hydroxyphenyl) (phenyl) methyl) urea 4 and 1-((2-hydroxyphenyl) (phenyl) methyl) thiourea 6. These compounds have linkage with monosaccharides such as glucose, galactose and fructose to afford N-glycosides compounds.

Conflict of Interest

The authors confirm that this article content has no conflict of interest.

Acknowledgements

The author thankful to College of Science, Al-Jouf University, Sakaka, Kingdom of Saudi and Chemistry Department, Faculty of Science, Zagazig University, Zagazig, Egypt and Organometallic and organo-metalloid department, National Research Centre, Dokki, Egypt.

REFERENCES

1. Quiroga J, Insuasty H, Insuasty B, et al. New aspects on the selective synthesis of 7-arylpyrido [2, 3-d] pyrimidines. *Tetrahedron*. 2002;58:4873-877.
2. Wamhoff H, Lichtenthaler L. Heterocyclic beta-enamino esters.22. pyrido [2,3-d]pyrimidines from 2-amino-3-ethoxycarbonyl-1,4,5,6-tetrahydropyridine and isocyanates, isothiocyanates, imidates, formamide, and lactim ethers. *Chem Ber*. 1978;111:2297-306.
3. Borrell JL, Teixido J, Martinez-Teipel B, et al. synthesis and biological activity of 4-amino-7-oxo-substituted analogues of 5-deaza-5, 6, 7, 8-tetrahydrofolic acid and 5,10-dideaza-5,6,7,8-tetrahydrofolic acid. *J Med Chem*. 1998;41:3539-545.
4. Suma BV, Natesh NN, Venkataramana CHS, et al. Synthesis and antibacterial of some new 1, 2, 3 benzotriazoles derivatives containing pyrazolidinedione moieties. *Int J Pharm Pharm Sci*. 2012;4(1).
5. Struga M, Kossakowski J, Koziol E, et al. Synthesis, pharmacological and antiviral activity of 1,3-thiazepine derivatives. *J Med Chem*. 2009;44:4960-969.
6. Kodomari M, Suzuki M, Tanigawa K, et al. A convenient and efficient method for the synthesis of mono-and N, N'-disubstituted thioureas. *Tetrahedron Lett*. 2005;46:5841-843.
7. Katritzky AR, Gordeev MF. New 1H-benzotriazole-mediated synthesis of N, N'-disubstituted thioureas and carbodiimides. *J Chem Soc. Perkin*. 1991;1:2199-203.
8. Ren JS, Diprose J, Warren J, et al. Phenylethylthiazolylthiourea (PETT) non-nucleoside inhibitors of HIV-1 and HIV-2 reverse transcriptases. *J Biol Chem*. 2000;275:5633-639.
9. Elmali FT, Avciata, U, Demirhan N. Synthesis and characterization of new thiourea derivatives substituted 1,10-phenanthroline and crown ether. *Main Group Chemistry*. 2011;10:17-23.
10. Ludovici DW, Kukla MJ, Grous PG, et al. Evolution of anti-HIV drug candidates. Part 1: From alpha-anilinophenylacetamide (alpha-APA) to imidoyl thiourea (ITU). *J Bioorg Med Chem Lett*. 2001;11:2225-228.
11. Holy A. Phosphonylmethyl analogs of nucleotides and their derivatives: chemistry and biology. *Nucleosides Nucleotides*. 1987;6:147-55.
12. Remy RJ, Secrist JA. Acyclic nucleosides other than acyclovir as potential antiviral agents. *Nucleosides Nucleotides*. 1985;4:411-427.
13. El Ashry ESH, El Kilany Y. Acyclonucleosides: Part 3. Tri-, tetra-, and pentaseco-Nucleosides *Adv. Heterocycl Chem*. 1998;69:129.
14. Markar GM, Keseru GM. A survey of the role of noncovalent sulfur interactions in drug design. *J Med Chem*. 1997; 40:4154.
15. Franchetti P, Cappellacci L, AbuSheikha G, et al. Synthesis, structure, and antiproliferative activity of selenophenfurin, an inosine 5'-monophosphate dehydrogenase inhibitor analogue of selenazofurin. *J Med Chem*. 1997;40:1731.